



CORE IV

Advanced Principles, Case Stabilization and Bite
Transfer in the Neuromuscular Practice

Course Preparation Materials

1401 Hillshire Dr. Ste 200 • Las Vegas, NV 89134 • (888) 584-3237 • Fax (702) 341-8510

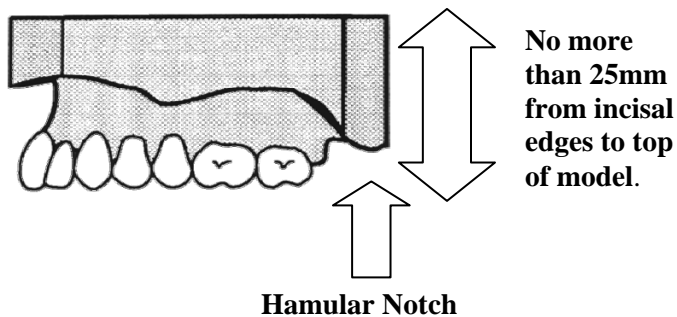
www.lviglobal.com

Course Preparation Procedures

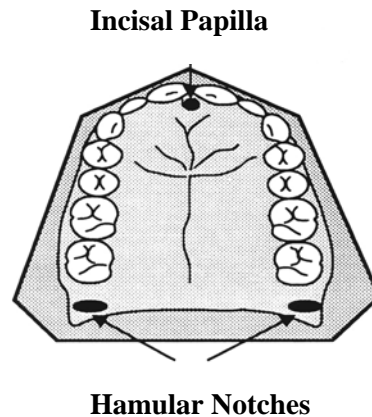
Doctors and Team - Please bring with you:

- **One set of models of your own mouth!** You will not be able to take impressions and have them made here.

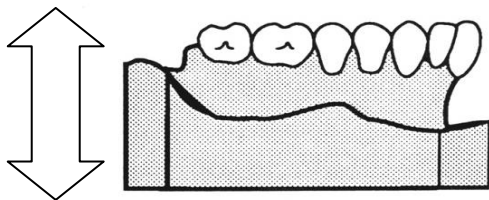
**Note: Upper models must include hamular notches and incisal papilla.
(PLEASE DO NOT TRIM THEM OFF).**



No more than 25mm from incisal edges to top of model.



No more than 45mm from incisal edges to base of model.



IF YOU DO NOT BRING YOUR MODELS YOU WILL NOT BE ABLE TO PARTICIPATE IN THE HANDS-ON PORTION UNTIL YOU PAY A LAB FEE FOR LVI TO PRODUCE THEM

Special Note to Auditors:

Auditors do not need to bring anything as they do not participate in the hands-on portion of the course.

Travel Information

For all of your travel arrangements, please call Jeri our in-house travel manager, LVI Travel at (877) 805-3388. LVI Travel will introduce you to the most attractive hotel, airfare and car rentals available in Las Vegas. **Ask about our special rates in Summerlin The Red Rock Resort and Spa, JW Marriott Resort and Spa, and The Suncoast Hotel and Casino and the non-gaming Trump Towers on the strip.** Travel expenses are not included in your tuition.

Course Change & Cancellation Policy

Registration fees are non-refundable and must be exercised within two years. LVI Global, LLC (“LVI”) reserves the right to cancel courses 60 days prior to the scheduled date of a course or activity. Should LVI cancel a course or activity, LVI will apply the full value of any deposits and fees related to said course or activity to future LVI course or activities. Should LVI cancel a course or activity, you may also have the option of having the deposits returned to you. Fees remain non-refundable but, may be reapplied to another course or activity. LVI will not be responsible for any other fees, costs or consequential damages associated with canceling this LVI course or activity with the exception of non-refundable transportation or accommodation fees booked through LVI Travel. For courses requiring a live-patient, the treating Doctor must bring a patient of record. During courses conducted at LVI, I understand that photographs or video may be taken of me for educational and marketing purposes. I hold harmless LVI for any liability resulting from this production. I waive any right to inspect the finished production as well as advertising materials in conjunction with these photographs. I understand that I may receive marketing materials as a result of my attendance. In addition, by my signature on this form, I authorize LVI or its partners to contact me via mail, facsimile or email.

Change/Cancellation/Postponement Policy:

- A change, cancellation or postponement of course date is not complete without your required signature and date.

(The following do not apply if moving from TBD status to date selection)

- If change, cancellation, or postponement is received 60-90 days prior to registered course, 25% of the course fee will be forfeited.
- If change, cancellation, or postponement is received within 60 days, 50% of the course fee will be forfeited.
- If change, cancellation, or postponement is received less than 30 days prior to your registered class, 100% of the course fee will be forfeited

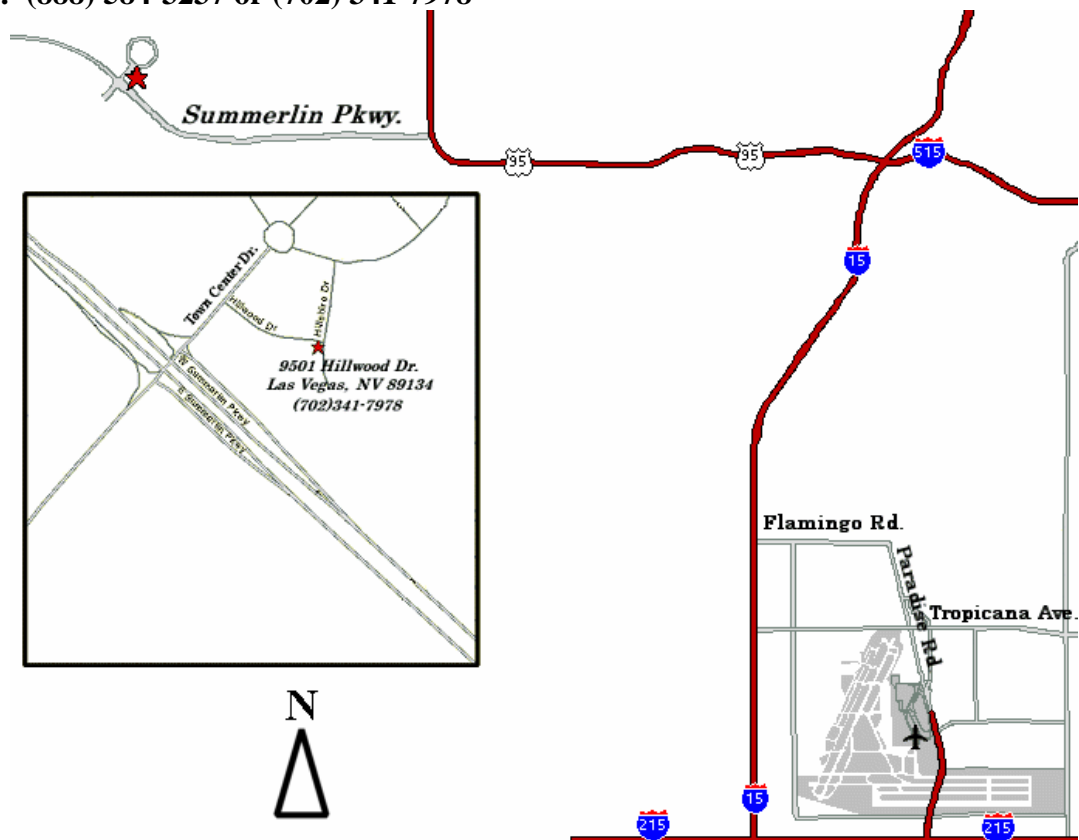
Amenities

Nationally Certified Massage Therapist, Rachel Marcus, can be scheduled to provide massages. Call (702)232-1019 for an appointment. Cash or checks accepted.

Directions to LVI

Directions: McCarran Airport/Strip to LVI (Las Vegas Institute)

- Take the airport connector to **Paradise Road** head north to **Tropicana Ave**
- Make left turn on Tropicana to **I-15 North** (right turn)
- Continue North to **I-95 North** exit (head West toward Reno/Tonopah)
- Take the **Summerlin Parkway** exit
- Continue West and exit at **Town Center Drive**
- Turn right at the stop light onto **Town Center Drive**
- Take an **immediate** right at the first street (**Hillwood**)
- The institute is located on the right hand corner of **Hillwood** and **Hillshire**
- Address: **1401 Hillshire Dr. Ste. 200, Las Vegas, NV 89134**
- Phone: **(888) 584-3237 or (702) 341-7978**



Proposed Course Schedule

CORE IV

DAY ONE

- 8:00 Introduction
- 8:30 Occlusion is The Foundation for Advanced Dentistry
- 9:15 Break
- 9:30 ESG/EMG Demo
- 10:30 ESG/EMG Workshop
- 12:00 Lunch
- 1:00 ESG/EMG Demo continued
- 1:30 TENSing Workshop: Reviewing the TENS Bite
- 2:15 Computerized Demo & Hands on Workshop-How Accurate Was Your TENS?
- 3:30 Hands on Workshop-How Accurate Was Your TENS?
- 5:00 End of Day

DAY TWO

- 8:00 Signs & Symptoms
- 11:00 Break
- 11:15 Importance of EMG's and CO Rest
- 12:00 Lunch
- 1:00 Carving the Anatomic Orthosis
- 2:30 Words Of Advice from the Instructors
- 3:00 Coronoplasty & Orthotic Delivery
- 4:30 Review Of Orthotic Delivery
- 5:00 End of Day

DAY THREE

- 8:00 Managing the Bite Workshop
- 9:45 Break
- 10:00 Codes That You Need to Know
- 11:30 NM Companion Demo
- 12:00 Lunch
- 1:00 Neurophysiology & the Bite
- 2:30 Break
- 2:45 Orthosis Construction Beyond the Orthosis
- 4:30 Trouble Shoot & Problem Solving
- 5:00 End of Program

Please Note: Lectures and times are subject to change.

Frequently Asked Questions

Q: What is the weather like in Las Vegas?

A: In the winter months (December through mid-March) temperatures range from lows around 15 degrees with highs up to 60 degrees. In spring (mid-March through May) the weather is nice with highs between 70-80 degrees. Summer months (June through mid-September) are hot, highs up to 110 degrees, with nice warm summer nights. In the fall (mid-September to November) it cools down with temperatures back around 70-80 degrees.

Q: What should I wear when I come to LVI?

A: Business casual. We tend to keep the building cold so you might want to bring a light sweater.

Q: Is food served at LVI?

A: A continental breakfast is served at 7:30 each morning and lunch is provided each afternoon. Snacks are also available throughout the day.

Q: How far is the Las Vegas Strip from LVI?

A: Approximately 12 miles. It could take up to 30 minutes with traffic.

Q: Do you provide transportation to LVI?

A: LVI provides transportation *only* from the J.W. Marriott, The Red Rock and the Suncoast Hotel. Check with the Bell Stand for pick up times on course days.

Q: If I take a cab, what do I tell the driver?

A: Take I-15 North to I-95 North to Summerlin Parkway. Exit right on Town Center Blvd and take the first right on Hillwood Dr. (see "Directions to LVI" in this booklet for more detailed directions).

Q: Where do I check-in when I first arrive at LVI?

A: For every course you attend at LVI, you must check-in on the first day in the Hillwood Building (the main building). However, breakfast will be served in the Bistro located in the Hillshire Building (the new building).

CE Information

Important Information Regarding Your Continuing Education Credits

How Many CE Hours Can I Expect to Receive From This Course?

After completing this program, you will receive a verification letter of the appropriate AGD approved continuing education hours. These credits represent the lecture and participation portion of the course. **Your AGD number must be on file at LVI in order for us to file your education credit hours with the AGD.** You are required to complete information regarding AGD number and membership on the sign in sheet for each course. If that information is not completed, your education hours will not be sent to the AGD. In order for you to receive protocol credits, you must complete and return all the forms in the

When Will I Receive My CE Credits?

Your CE form will be presented along with your plaque or certificate. Please copy the form and submit it to your governing agency.

Does LVI Submit My CE For Me?

Yes but only if you provide us with your AGD membership verification and your AGD number. It is your responsibility to keep the letter indicating your credits on file in your office and, if necessary submit your CE hours to the appropriate organization (i.e.: your state/territory, etc.).

What Happens If I Lose My CE Form?

Once you receive your CE forms, hold on to your originals and send copies when submitting your CE hours. **If your original letters are misplaced, LVI must charge a \$30.00 processing fee for necessary research. Replacement CE letters can take up to 3 weeks to receive.**

Educational Objectives:

The educational objectives of this course are for the participant to be able to:

1. Identify the restorative principles that are inherent for successful results.
2. Create a fixed orthotic and the precise technique for refining the occlusion on natural dentition.
3. Identify goals and objectives that must be met in restorative care before designing a successful treatment plan.
4. Understand the use of an EMG.
5. Understand the importance of orthotic placement on opposing arch of prepared teeth.
6. Define best practices in the use of good occlusal techniques in preparing a patient for restorative care