



# **LVI Smile Design**

## **Course Preparation Materials**

**Dear LVI Attendee,**

**Congratulations on making a decision that will change your life. By attending this program at the Las Vegas Institute for Advanced Dental Studies, you have begun the process that will dramatically increase your enjoyment of your profession.**

**For your review, please find enclosed pre-course preparation requirements and a list of materials to bring to the course. Further instructions for the patient will be sent (accompanying models) two weeks prior to your course date. Please do not hesitate to call if you have any questions.**

**Sincerely,**

A handwritten signature in cursive script that reads "Michael A. Milne".

**Mike Milne CDT**

# Congratulations! Welcome to the exclusive LVI Family.

You have made a decision that will change your life by attending the **LVI Smile Design program** at LVI. This comprehensive three day course is your first step into a unique learning experience that will present the philosophy, skill and knowledge that you can implement immediately into your laboratory. The techniques learned at this course will apply to most pressable ceramic products.

It has always been the goal of the Las Vegas Institute to deliver the highest level of dentistry. Today's technological advancements require a higher level of awareness in regard to the products and skills required to elevate technicians and doctors to new heights. Over the past few years, the LVI staff has realized the importance of implementing correct principles and guidelines to assure the patient's wellness, while delivering a beautiful, well-planned, aesthetic result. This course will enable attendees to develop the confidence and skill required to communicate with dentists and, thereby, achieve optimal results, completing the perfect triad: doctor, patient, and technician.

The course will cover:

- The importance of proper case planning
- Establishing correct form, contour and function with the pre-operative wax-up model
- Transfer of the pre-operative wax-up or temp. model to the die model
- Invest and press precisely waxed copings
- Attendees will learn the latest cut back and staining techniques to deliver natural looking crowns and veneers
- Emphasis will be directed towards form, contour, anatomy and function, with special attention on surface texture for proper light reflective and deflective angles
- Lectures through out the course will educate attendee to the proper use of materials which will ensure longevity to the pressable ceramic technique (To include Porcelain Ingot, Grinding Instruments, Temperatures, etc.)
- Prepare technician to attend Level II Advance Anterior Aesthetics with live Patient try-in

# Course Preparation Procedures & Armamentarium Needed

The work completed in this course will be on typodont models.

**You will receive models about 2 weeks prior to your course date, with instructions on completing the die & mounting of the models.**

Ivoclar IPS will supply all ingots and porcelain used during the course.

## **LAB OWNERS:**

PLEASE BE SURE EACH ATTENDING TECHNICIAN RECEIVES A COPY OF THIS PACKAGE AS THERE ARE ITEMS THEY NEED TO PREPARE FOR PRIOR TO ATTENDING THE LEVEL I LAB COURSE

1. Safety glasses - magnification
2. **Waxing instruments** (what you will need to carve & control wax)
3. Ceramic brushes, instruments, wet tray, boley gauge\* and calipers\*
4. Finishing diamonds, stones & ETC for ceramic contouring. (see following page for suggested ceramic grinders)
5. All other materials will be provided at the course, including wax, separator, spacer & electric waxers

## **\*\*\*\*\*IMPORTANT\*\*\*\*\***

IF YOU ARE A CDT OR RDT, YOU MUST BRING YOUR CERTIFICATION CARD OR NUMBER TO THE COURSE IN ORDER TO RECEIVE CE CREDITS.

*\*Some of these items may not be allowed as carry-on luggage. We recommend that you have any bags with instruments checked and do not carry them onto the plane.*

## Recommended Ceramic Grinders:






### diagen-turbo-grinders dtg

bredent

#### Diagen grinder assortment

It is essential to heed the recommended speeds and only exert minimal pressure while grinding!

#### Ordering Details

Design			Order No.	Pack Size
Cone	Ø: 3.5/11		340 00150	2 pieces
Cylinder	Ø: 4.8/13		340 00160	2 pieces
Cylinder	Ø: 6.5/13		340 00170	2 pieces
Disk	Ø: 15/3.5		340 00180	2 pieces
Disk	Ø: 22/4.5		340 00190	1 piece
Assortment (1 of each grinder)			340 00200	

The diamond grinder system with exceptional abrasive properties is due to the special Diagen diamond bonding process.

Assortment comprising one of each Diagen-Turbo-Grinder  
(5 pieces) – Best. Nr. 34000200

When placed together, the 2 blocks of foam form a stand for the grinders!

Bredent USA  
 (800) 328-3965

# Proposed Course Schedule

## DAY ONE

8:00	Introduction
8:45	Lecture – Form & Smile Criterion
10:00	Break
10:15	Lecture – Proper Case Planning
12:00 – 1:00	<b>LUNCH</b>
1:00	Prepare Pre-op Model, Correct Arch Form with Wax and Stone Contour
2:30	Matrix of Pre-op Wax-up
3:15	Break
3:30	Temporary Technique & Matrix Transfer to Die Model
5:00	End of Day

## DAY TWO

8:00	Invest Units
10:00	Break
10:15	Lecture – How is the Color Influenced by the Ingot Selection
12:00 – 1:00	<b>LUNCH</b>
1:00	Lecture – The Form Requirement Before the Cut-back
2:45	Fitting and Form Finish of Case/Resin Stump Fabrication
3:00	Lecture – Natural Looking Cut-back Design, Internal Color Characteristics
4:00	Cut Back Demo
5:00	End of Day

## DAY THREE

8:00	Build-up Demo
8:30	Students Build-up
10:00	Break
10:15	Form Details & Surface Anatomy Demo - Camera
12:00 – 1:00	<b>LUNCH</b>
1:00	Surface Staining Elements for Final Color Match Demo - Camera
3:00	Glazing Demo – Camera
4:00	Students Finish their Case! Wrap-Up
5:00	<b>End of Program</b>

**\*Please Note: This schedule is tentative. Lectures and times are subject to change.**

# Travel Information

For all of your travel arrangements, please call Jeri our in-house travel manager, LVI Travel at (877) 805-3388. LVI Travel will introduce you to the most attractive hotel, airfare and car rentals available in Las Vegas. **Ask about our special rates in Summerlin The Red Rock Resort and Spa, JW Marriott Resort and Spa, and The Suncoast Hotel and Casino and the non-gaming Trump Towers on the strip.** Travel expenses are not included in your tuition.

# Course Change & Cancellation Policy

Registration fees are non-refundable and must be exercised within two years. LVI Global, LLC (“LVI”) reserves the right to cancel courses 60 days prior to the scheduled date of a course or activity. Should LVI cancel a course or activity, LVI will apply the full value of any deposits and fees related to said course or activity to future LVI course or activities. Should LVI cancel a course or activity, you may also have the option of having the deposits returned to you. Fees remain non-refundable but, may be reapplied to another course or activity. LVI will not be responsible for any other fees, costs or consequential damages associated with canceling this LVI course or activity with the exception of non-refundable transportation or accommodation fees booked through LVI Travel. For courses requiring a live-patient, the treating Doctor must bring a patient of record. During courses conducted at LVI, I understand that photographs or video may be taken of me for educational and marketing purposes. I hold harmless LVI for any liability resulting from this production. I waive any right to inspect the finished production as well as advertising materials in conjunction with these photographs. I understand that I may receive marketing materials as a result of my attendance. In addition, by my signature on this form, I authorize LVI or its partners to contact me via mail, facsimile or email.

## Change/Cancellation/Postponement Policy:

- A change, cancellation or postponement of course date is not complete without your required signature and date.

(The following do not apply if moving from TBD status to date selection)

- If change, cancellation, or postponement is received 60-90 days prior to registered course, 25% of the course fee will be forfeited.
- If change, cancellation, or postponement is received within 60 days, 50% of the course fee will be forfeited.
- If change, cancellation, or postponement is received less than 30 days prior to your registered class, 100% of the course fee will be forfeited.

# Amenities

Nationally Certified Massage Therapist, Rachel Marcus, may be on-site at LVI for your convenience. Call (702)232-1019 for an appointment. Cash or checks accepted.

## CE Information

### Important Information Regarding Your Continuing Education Credits

#### **How Many CE Hours Can I Expect to Receive From This Course?**

After completing this program, you will receive a verification letter of the appropriate AGD approved continuing education hours. These credits represent the lecture and participation portion of the course. **Your AGD number must be on file at LVI in order for us to file your education credit hours with the AGD.** You are required to complete information regarding AGD number and membership on the sign in sheet for each course. If that information is not completed, your education hours will not be sent to AGD.

#### **When Will I Receive My CE Credits?**

Your CE form will be presented along with your plaque. Please copy the form and submit it to your governing agency.

#### **Does LVI Submit My CE For Me?**

Yes but only if you provide us with your AGD membership verification and your AGD number. It is your responsibility to keep the letter indicating your credits on file in your office and, if necessary submit your CE hours to the appropriate organization (i.e.: your state/territory, etc.).

#### **What Happens If I Lose My CE Form?**

Once you receive your CE forms, hold on to your originals and send copies when submitting your CE hours. **If your original letters are misplaced, LVI must charge a \$30.00 processing fee for necessary research. Replacement CE letters can take up to 3 weeks to receive.**

#### **Educational Objectives:**

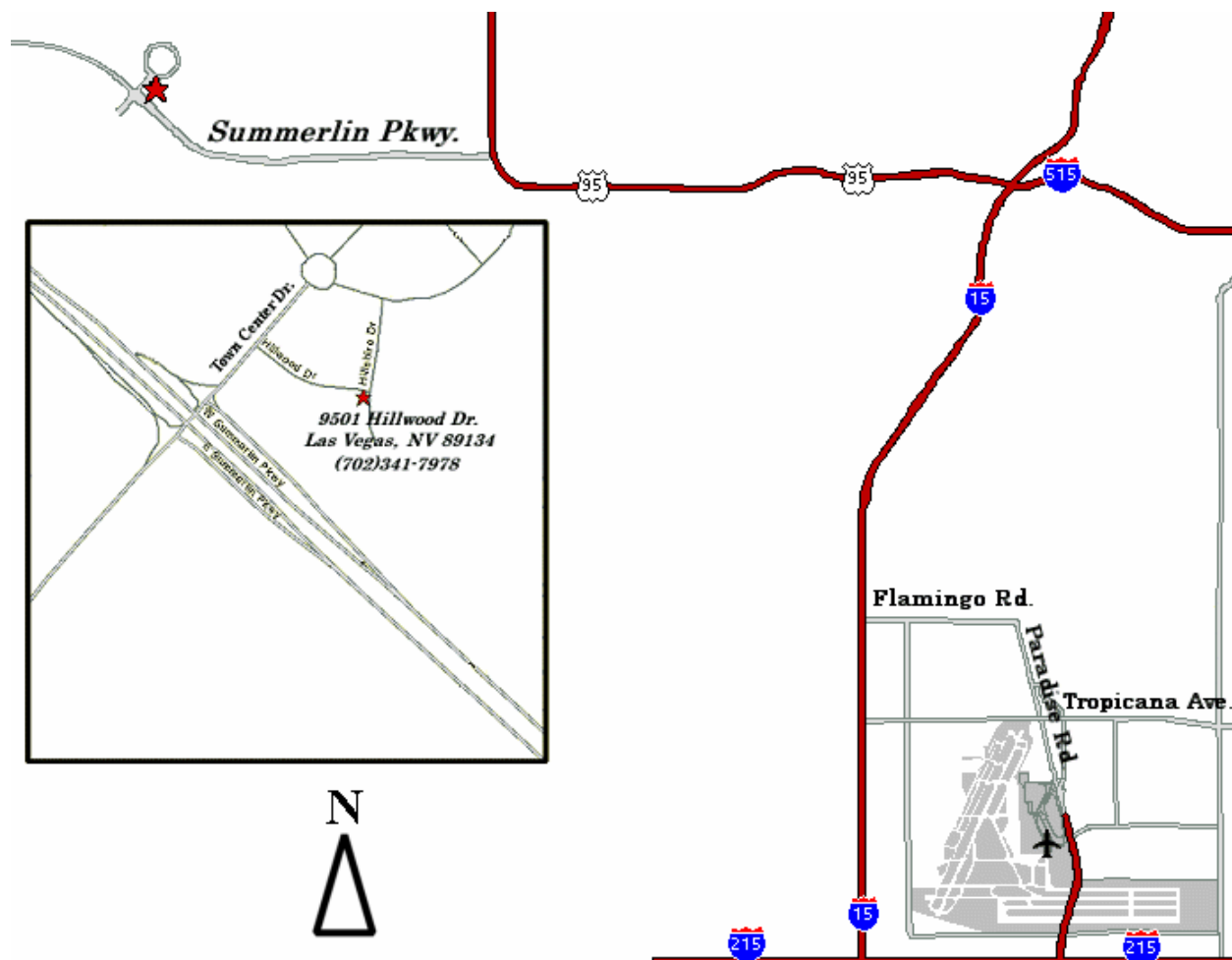
*Upon the completion of this course, participants should be able to:*

- Learn the architecture of the LVI Smile Design through proper case planning
- Establish correct form, contour and function with the pre-operative wax-up model
- Complete an accurate transfer of the pre-operative wax-up or temporary model to the die model
- Understand cut-back and staining techniques to deliver natural looking crowns and veneers
- Recognize the proper use of materials to ensure longevity to pressable ceramic techniques (including porcelain ingot, grinding instruments, temperatures, etc)

# Directions to LVI

## Directions: McCarran Airport/Strip to LVI (Las Vegas Institute)

- Take the airport connector to **Paradise Road** head north to **Tropicana Ave**
- Make left turn on Tropicana to **I-15 North** (right turn)
- Continue North to **I-95 North** exit (head West toward Reno/Tonopah)
- Take the **Summerlin Parkway** exit
- Continue West and exit at **Town Center Drive**
- Turn right at the stop light onto **Town Center Drive**
- Take an **immediate** right at the first street (**Hillwood**)
- The institute is located on the right hand corner of **Hillwood** and **Hillshire**
- Address: **9501 Hillwood, Las Vegas, NV 89134**  
**Phone: (888) 584-3237 or (702) 341-7978**



## Frequently Asked Questions

**Q: What is the weather like in Las Vegas?**

**A:** In the winter months (December through mid-March) temperatures range from lows around 15° with highs up to 60°. In spring (mid-March through May) the weather is nice with highs between 70-80°. Summer months (June through mid-September) are hot, highs up to 110°, with nice warm summer nights. In the fall (mid-September to November) it cools down with temperatures back around 70-80°.

**Q: What should I wear when I come to LVI?**

**A:** Business casual. We tend to keep the building cold so you might want to bring a light sweater.

**Q: Is food served at LVI?**

**A:** A continental breakfast is served at 7:30 each morning and lunch is provided each afternoon. Snacks are also available throughout the day.

**Q: How far is the Las Vegas Strip from LVI?**

**A:** Approximately 12 miles. It could take up to 30 minutes with traffic.

**Q: Do you provide transportation to LVI?**

**A:** LVI provides transportation *only* from the J.W. Marriott, The Red Rock and the Suncoast Hotel. Check with the Bell Stand for pick up times on course days.

**Q: If I take a cab, what do I tell the driver?**

**A:** Take I-15 north to I-95 North to Summerlin Parkway. Exit right on Town Center Blvd and take the first right on Hillwood Dr. (see “Directions to LVI” in this booklet for more detailed directions).

**Q: Where do I check-in when I first arrive at LVI?**

**A:** For every course you attend at LVI, you must check-in on the first day in the Hillwood building (the main building). However breakfast will be served in the Bistro located in the Hillshire building (the new building).