



# **Master Aesthetic Technician**

## **Course Preparation Materials**

*Dear LVI Attendee,*

*Congratulations on making a decision that will change your life. By attending this program at the Las Vegas Institute for Advanced Dental Studies, you have begun the process that will dramatically increase your enjoyment of your profession.*

*For your review, please find enclosed pre-course preparation requirements and a list of materials to bring to the course. Please do not hesitate to call if you have any questions.*

*Sincerely,*

A handwritten signature in cursive script that reads "Michael A. Milne".

*Mike Milne CDT*

# Proposed Course Schedule

## Day One

7:00 am	Registration and Breakfast
8:00 am	Welcome and Introductions
9:00 am	Patient Profile
10:00 am	Break
10:15 am	Nature's Basic Tooth Form
11:00 am	Case Evaluation Session and Case Recontouring
Noon	Lunch
1:00 pm	Case Evaluation Session and Case Recontour on Solid Model
2:00 pm	Stump and Matrix – Sample Crown and Actual Case
2:30 pm	Adv. Cutback, Internal Color Characteristiacs, Special Buildup Effects
4:00 pm	Students Cutback on Sample Crown
5:00 pm	End of Day

## Day Two

7:00 am	Sign-In and Breakfast
8:00 am	Students Case Cutback – Wash, Internal Characterization, Buildup
10:00 am	Break
10:15 am	Case Cutback
Noon	Lunch
1:00 pm	Continue to Finish Case Buildup
5:00 pm	End of Day

## Day Three

7:00 am	Sign-In and Breakfast
8:00 am	Ingot Selection and Nature's Detailed Tooth Form
9:30 am	Break
9:45 am	Student Implementation of Nature's Form Details
11:00 am	Camera Demo – Application of Tecture
Noon	Lunch
1:00 pm	Camera Demo – Staining, Glazing, Finishing
1:30 pm	Student's Completion of Case Finishing
5:00 pm	End of End

## Day Three

7:00 am	Sign-In and Breakfast
8:00 am	Clinic Try-in and Picture
11:00 am	Wrap-up
11:30 am	Conclusio

# Travel Information

For all of your travel arrangements, please call Jeri our in-house travel manager, LVI Travel at (877) 805-3388. LVI Travel will introduce you to the most attractive hotel, airfare and car rentals available in Las Vegas. **Ask about our special rates in Summerlin The Red Rock Resort and Spa, JW Marriott Resort and Spa, and The Suncoast Hotel and Casino and the non-gaming Trump Towers on the strip.** Travel expenses are not included in your tuition.

# Course Change & Cancellation Policy

Registration fees are non-refundable and must be exercised within two years. LVI Global, LLC (“LVI”) reserves the right to cancel courses 60 days prior to the scheduled date of a course or activity. Should LVI cancel a course or activity, LVI will apply the full value of any deposits and fees related to said course or activity to future LVI course or activities. Should LVI cancel a course or activity, you may also have the option of having the deposits returned to you. Fees remain non-refundable but, may be reapplied to another course or activity. LVI will not be responsible for any other fees, costs or consequential damages associated with canceling this LVI course or activity with the exception of non-refundable transportation or accommodation fees booked through LVI Travel. For courses requiring a live-patient, the treating Doctor must bring a patient of record. During courses conducted at LVI, I understand that photographs or video may be taken of me for educational and marketing purposes. I hold harmless LVI for any liability resulting from this production. I waive any right to inspect the finished production as well as advertising materials in conjunction with these photographs. I understand that I may receive marketing materials as a result of my attendance. In addition, by my signature on this form, I authorize LVI or its partners to contact me via mail, facsimile or email.

## Change/Cancellation/Postponement Policy:

- A change, cancellation or postponement of course date is not complete without your required signature and date.

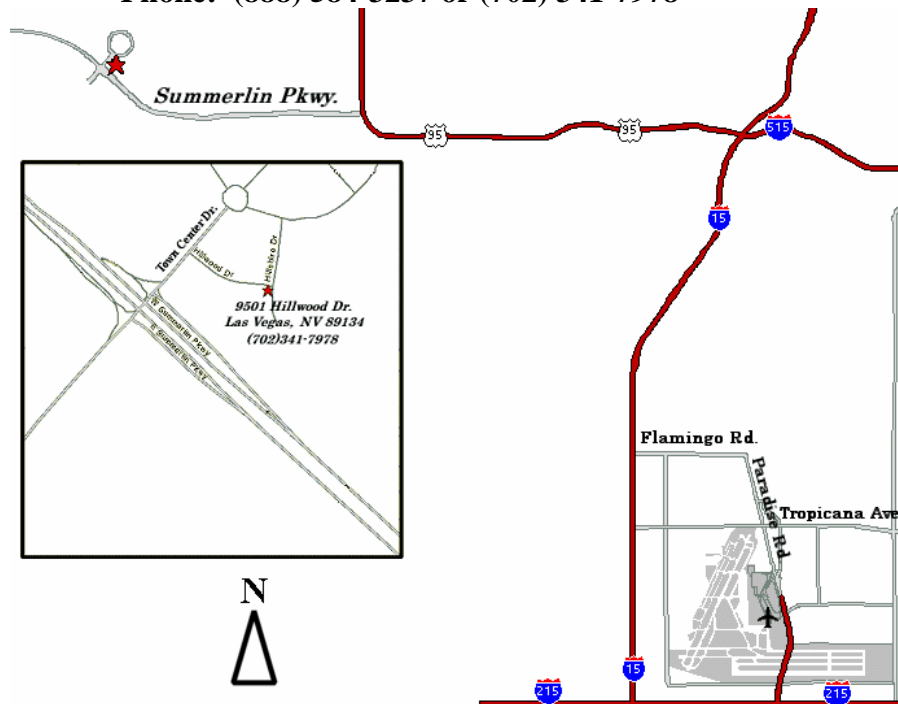
(The following do not apply if moving from TBD status to date selection)

- If change, cancellation, or postponement is received 60-90 days prior to registered course, 25% of the course fee will be forfeited.
- If change, cancellation, or postponement is received within 60 days, 50% of the course fee will be forfeited.
- If change, cancellation, or postponement is received less than 30 days prior to your registered class, 100% of the course fee will be forfeited.

# Directions to LVI

## Directions: McCarran Airport/Strip to LVI (Las Vegas Institute)

- Take the airport connector to **Paradise Road** head north to **Tropicana Ave**
- Make left turn on Tropicana to **I-15 North** (right turn)
- Continue North to **I-95 North** exit (head West toward Reno/Tonopah)
- Take the **Summerlin Parkway** exit
- Continue West and exit at **Town Center Drive**
- Turn right at the stop light onto **Town Center Drive**
- Take an **immediate** right at the first street (**Hillwood**)
- The institute is located on the right hand corner of **Hillwood** and **Hillshire**
- Address: **1401 Hillshire Dr. Ste 200 , Las Vegas, NV 89134**  
**Phone: (888) 584-3237 or (702) 341-7978**



# Frequently Asked Questions

**Q: What is the weather like in Las Vegas?**

**A:** In the winter months (December through mid-March) temperatures range from lows around 15 degrees with highs up to 60 degrees. In spring (mid-March through May) the weather is nice with highs between 70-80 degrees. Summer months (June through mid-September) are hot, highs up to 110 degrees, with nice warm summer nights. In the fall (mid-September to November) it cools down with temperatures back around 70-80 degrees.

**Q: What should I wear when I come to LVI?**

**A:** Business casual. We tend to keep the building cold so you might want to bring a light sweater.

**Q: Is food served at LVI?**

**A:** A continental breakfast is served at 7:00-8:00 each morning and lunch is provided each afternoon.

**Q: How far is the Las Vegas Strip from LVI?**

**A:** Approximately 12 miles. It could take up to 30 minutes with traffic.

**Q: Do you provide transportation to LVI?**

**A:** LVI provides transportation *only* from the J.W. Marriott, The Red Rock and the Suncoast Hotel. Check with the Bell Stand for pick up times on course days.

**Q: If I take a cab, what do I tell the driver?**

**A:** Take I-15 north to I-95 North to Summerlin Parkway. Exit right on Town Center Blvd and take the first right on Hillwood Dr. (see "Directions to LVI" in this booklet for more detailed directions).

## Amenities

Nationally Certified Massage Therapist, Rachel Marcus, may be on-site at LVI for your convenience. Call (702)232-1019 for an appointment.

# CE Information

## Important Information Regarding Your Continuing Education Credits

### **How Many CE Hours Can I Expect to Receive From This Course?**

After completing this program, you will receive a verification letter of the appropriate AGD approved continuing education hours. These credits represent the lecture and participation portion of the course. **Your AGD number must be on file at LVI in order for us to file your education credit hours with the AGD.** You are required to complete information regarding AGD number and membership on the sign in sheet for each course. If that information is not completed, your education hours will not be sent to AGD.

### **When Will I Receive My CE Credits?**

Your CE form will be presented along with your plaque. Please copy the form and submit it to your governing agency.

### **Does LVI Submit My CE For Me?**

Yes but only if you provide us with your AGD membership verification and your AGD number. It is your responsibility to keep the letter indicating your credits on file in your office and, if necessary submit your CE hours to the appropriate organization (i.e.: your state/territory, etc.).

### **What Happens If I Lose My CE Form?**

Once you receive your CE forms, hold on to your originals and send copies when submitting your CE hours. **If your original letters are misplaced, LVI must charge a \$30.00 processing fee for necessary research. Replacement CE letters can take up to 3 weeks to receive.**

### **Activity Objectives:**

*Upon the completion of this course, participants should be able to:*

- Experience difficult cases such as mid-line shifts, instant orthodontics, anterior all-porcelain bridges, and conservative restoration techniques.
- Gain involvement in case diagnosis and material selection with a dentist.
- Participate in roundtable discussions with dentists on management and marketing strategies.
- Network with some of the best dentists in the country who are hard pressed to find labs that can produce the quality of restorations that they demand.
- Observe the preparation and cementation of your patient's case.

# Congratulations!

## Welcome to the exclusive LVI Family.

By attending the Master Aesthetic Technician program at LVI you have made a decision that will change your life. This comprehensive Four-day course is your first step into a unique learning experience that will present the philosophy, skill and knowledge that you can implement immediately into your laboratory.

## Course Preparation Procedures

The work completed in this course is for a live patient. Each attendee will try his/her completed case with photographs to be taken in the patient's mouth.

**You will receive models 2 weeks prior to your start date**, with special instructions on completing the waxing & pressing stage of the course. LVI will provide the ingots for this course, IPS and or e.max. (Keep in mind: models have been duplicated from the original cast, hence the quality.) LVI WILL PROVIDE STRATOS ARTICULATOR IF NEEDED.

All ingots and porcelain used at the course will be Ivoclar IPS product. If you are using another product, please find a lab in your area that will press the ingots for you. If this is not possible, call Mike Milne at LVI.

**\*Note: Juergen Seger's case will be the case that is seated at the end of the course.**

## Armamentarium Needed

### LAB OWNERS:

PLEASE BE SURE EACH ATTENDING TECHNICIAN RECEIVES A COPY OF THESE INSTRUCTIONS AS THERE ARE ITEMS THEY NEED TO PREPARE FOR PRIOR TO ATTENDING THE COURSE

1. Pressed units on model
2. Ceramic brushes, instruments, wet tray and calipers
3. Finishing diamonds, stones & ETC for ceramic contouring.
4. Complete stump shading process if you have the IPS Empress system
5. All other materials will be provided at the course.

**\*\*\*\*\*IMPORTANT\*\*\*\*\***

IF YOU ARE A CDT OR RDT, YOU MUST BRING YOUR CERTIFICATION CARD OR NUMBER TO THE COURSE IN ORDER TO RECEIVE CE CREDITS.

*Some of these items may not be allowed as carry-on luggage. We recommend that you have any bags with instruments checked and do not carry them onto the plane.*

## Recommended Ceramic Grinders:






### diagen-turbo-grinders dtg

bredent

#### Diagen grinder assortment

It is essential to heed the recommended speeds and only exert minimal pressure while grinding!

##### Ordering Details

Design			Order No.	Pack Size
Cone	Ø: 3.5/11		340 00150	2 pieces
Cylinder	Ø: 4.8/13		340 00160	2 pieces
Cylinder	Ø: 6.5/13		340 00170	2 pieces
Disk	Ø: 15/3.5		340 00180	2 pieces
Disk	Ø: 22/4.5		340 00190	1 piece
Assortment (1 of each grinder)			340 00200	

The diamond grinder system with exceptional abrasive properties is due to the special Diagen diamond bonding process.

Assortment comprising one of each Diagen-Turbo-Grinder  
(5 pieces) – Best. Nr. 34000200

When placed together, the 2 blocks of foam form a stand for the grinders!

**Bredent USA**  
**(800) 328-3965**