

# COURSE PREPARATION MATERIALS



## Core III

### Mastering Dynamic Adhesion in Complex Reconstructive Cases

Important Risk Management  
Packet Included

LVI Global  
1401 Hillshire Drive, Ste 200  
Las Vegas, NV 89134  
[www.lviglobal.com](http://www.lviglobal.com)  
888.584.3237



# Welcome Letter

Congratulations on Taking Core 3 and Starting Your LVI Live Patient Clinical training!

I would like to congratulate you on behalf of myself and the entire LVI crew for taking what proves time and time again to be among the most powerful courses you will ever take! In terms of predictability and skill and satisfaction, as well as the ROI, this course can open up an amazing world for you!

This course truly has the power to transform your entire practice.

I invite you to come to this course with your mind open and ready to hear and see how we manage these cases. We will teach you not just how to do a filling, but how to restore a tooth to proper health and function. We will refine your approach to not just supporting a tooth with only a full coverage crown, but take the more conservative, healthy approach of partial coverage restorations.

Essential tools to separate your practice from the many others practicing traditional dentistry.

We will teach your teams how to take patients on their own journeys to accepting high quality care. In that vein, it is CRITICAL to include a large portion (if not everyone) of your team. We would tell you that it is so worth the small investment in your practice to bring your whole team – that is the best road to ridiculous success.

You are asked to bring a patient that needs two posterior restorations. One should be direct, and one would be restored with an indirect approach (preferably an onlay/partial coverage).

We will plan on delivering our absolute best so that you can take this information back to your practice and enjoy the benefits that exceptional aesthetic adhesive bread and butter dentistry can bring your practice. At the end of the day, most of the care you deliver will be comprised of these basic restorations. So these are perhaps the most important tools you can sharpen, and will alter the way you perceive the most basic cases to the advanced rehabilitation cases in your practice.

See you all of you soon... Ed



# Important Information Checklist

Send enclosed Risk Management forms 6 weeks prior to the course date. These vital documents are the first step in getting your patient's case approved. Please email to [riskmanagement@lviglobal.com](mailto:riskmanagement@lviglobal.com)

Please fill out all documents completely, do not assume any portion is non-applicable!

These documents are legally required and used to award you CE's based on the time spent preparing your patient for this course.

- ☐ Student Information
- ☐ Agreement for the Dentist Participant
- ☐ Release of Liability
- ☐ Information Verification
- ☐ Patient Informed Consent
- ☐ Records Release and Consent
- ☐ Documentation of Work Done at Home (please answer every element of question #3)
- ☐ Medical History
- ☐ Periodontal Evaluation
- ☐ Complete Manual order form and return to [programs@lviglobal.com](mailto:programs@lviglobal.com)
- ☐ Have an original certification of licensure sent from your state board to:

LVI Global Attention:

Risk Management 1401 Hillshire Drive Suite 200, Las Vegas, NV 89134

- ☐ Copy of your malpractice/liability insurance with policy expiration date valid through seat date of course
- ☐ **For case approval you must send the following 60 days prior to the course:**
  - ☐ Radiographs and Quadrant photos in digital format uploaded to:  
<https://www.hightail.com/u/LVIRiskManagement>

**Once your case has been approved and all Risk Management paperwork has been turned in you will receive an email from LVI with your instructor's contact information as well as a clinic time.**

**Please note that as an attendee you are responsible for any lab fees associated with your case.**



# Patient Discussion

Please read this prior to reviewing the Important Information and Documents with your patient.

It is imperative that your patient is thoroughly informed of the procedures to be performed on them here at LVI Global. It is very important that your patient realizes that although you are a licensed dentist that you will be in a training situation and applying newly learned techniques. Your patient should always understand that they have options to the proposed treatment for this program including no treatment at all. It must be explained to your patient that they have the right to change their mind and refuse treatment prior to the treatment plan being started. Do not leave any portion of these forms blank. Please make certain the patient consent form is completed and explained before being signed by your patient.

As a doctor it is important that you and your patient understand that there is always some potential harm in having any procedure performed. The more forthright you are in relaying and explaining the possibility of adverse effects to your patient the better protected you both will be; no matter how obscure you may perceive these effects to be.

**The Nevada Dental Board requires that we obtain a certification of licensure, sometimes referred to as verification of license. This must be requested from your state board and mailed directly to LVI Global.** This is not to be confused with your certified license as those are only sent to you and should stay at your practice. We will keep your license on file and update it online for you for future live patient courses you attend if your state has this feature available.

Please do not hesitate to contact us with any questions or concerns you may have.  
888.584.3237 or [riskmanagement@lviglobal.com](mailto:riskmanagement@lviglobal.com)



# Student Information Form

Please complete this form and mail or email to: [riskmanagement@lviglobal.com](mailto:riskmanagement@lviglobal.com)

LVI Global • 1401 Hillshire Dr. Ste 200 • Las Vegas, NV 89134 • Phone (888)584-3237

## Personal Information

First Name Preference: \_\_\_\_\_ Last: \_\_\_\_\_ MI \_\_\_\_\_

Office Address: \_\_\_\_\_ City \_\_\_\_\_ State \_\_\_\_\_ Zip \_\_\_\_\_

Circle one: Designation **DDS DMD Other** \_\_\_\_\_

Office Phone #: \_\_\_\_\_ Office Fax: \_\_\_\_\_

Home Phone #: \_\_\_\_\_ Home Fax: \_\_\_\_\_

Mobile Phone # \_\_\_\_\_

E-Mail Address: \_\_\_\_\_

AGD #: \_\_\_\_\_

License #: \_\_\_\_\_

## Educational Background

Dental School: \_\_\_\_\_ Degree: \_\_\_\_\_ Year: \_\_\_\_\_

Graduate Residency: \_\_\_\_\_

Do you teach? \_\_\_\_\_ If so, where? \_\_\_\_\_

How many years have you practiced dentistry? \_\_\_\_\_

### Do You Consider Yourself:

☐ Beginning esthetic dentist

☐ Experienced esthetic dentist

☐ Intermediate esthetic dentist

☐ Highly experienced esthetic dentist

**Do You Own:** ☐ K7 Unit ☐ BioPak Unit

### Do You Operate:

☐ Right Handed

☐ Left Handed

What procedures do you prefer doing the least and why?

What is the main reason you are attending this program?

What do you hope to get out of the program?

What are your main concerns about cosmetic dentistry?

How many of the following procedures do you do a month?

Porcelain Veneers	_____	Direct Resin Restorations	_____	PFM's	_____
All Porcelain Crowns	_____	Indirect Resin Restorations	_____	Amalgam Fillings	_____
Gold Inlays/Onlays	_____	Non-Metallic Bridge	_____	Direct Resin Veneers	_____



# Agreement for the Dentist Participant

---

**Please complete this form and mail or email to:** riskmanagement@lviglobal.com

LVI • 1401 Hillshire Dr. Ste 200 • Las Vegas, NV 89134 • (888)584-3237

---

I, \_\_\_\_\_, am a participant in a continuing dental education program, CORE III, at the Las Vegas Institute for Advanced Dental Studies on \_\_\_\_\_20\_\_\_\_.

Pursuant to class curriculum, I willingly agree to participate in a clinical situation at or sponsored by the Las Vegas Institute for Advanced Dental Studies. I understand and agree that I will be required to conform to the institute policies and procedures during the time I spend in the clinic. I understand and agree to take direction from the clinic faculty and his/her designees.

I hereby verify and confirm that \_\_\_\_\_ is my patient of record. I also agree that I am responsible for all the follow-up remedial care on my patient for this course.

Patient's Name

**My current liability insurance coverage is with:**

Name of Insurance Company \_\_\_\_\_

Please Print Dr.'s Name \_\_\_\_\_

Doctor's Signature \_\_\_\_\_

Date \_\_\_\_\_

(\_\_\_\_\_) I have requested a certification of licensure from my state board on \_\_\_\_\_.  
Initial Date



# Release of Liability Form

---

**Please complete this form and mail or email to:** [riskmanagement@lviglobal.com](mailto:riskmanagement@lviglobal.com)

LVI • 1401 Hillshire Dr. Ste 200 • Las Vegas, NV 89134 • (888)584-3237

---

## Release of Liability Agreement

I am participating in the LVI Course, CORE III, on \_\_\_\_\_, 20\_\_\_\_. In consideration of the opportunity to participate in this program, I hereby release the Las Vegas Institute for Advanced Dental Studies, their officers, directors, employees, and agents from any claim, damage of liability for or arising out of an injury or death which could result from my own actions or omissions or the actions or omissions of any employee or agent of the Curators of the Las Vegas Institute for Advanced Dental Studies.

\_\_\_\_\_  
Print Name of Dentist Participant

\_\_\_\_\_  
Signature of Dentist Participant

\_\_\_\_\_  
Date





# Information Verification

---

**Please complete this form and mail or email to:** [riskmanagement@lviglobal.com](mailto:riskmanagement@lviglobal.com)

LVI • 1401 Hillshire Dr. Ste 200 • Las Vegas, NV 89134 • (888)584-3237 •

---

Please complete the first line exactly as you would like it to appear on your participation award and on the second line exactly as you would like it to appear on the name tag you will wear while on campus.

**Attendee's Full Name:** \_\_\_\_\_  
(for awards, certificates and continuing education credits)

**Nick Name:** \_\_\_\_\_  
(if applicable, for name tags)

**Degree or Title:** \_\_\_\_\_  
(for awards and certificates)

**Dental License #:** \_\_\_\_\_  
(for continuing education credits)

**Attendee Signature:** \_\_\_\_\_



# Patient Informed Consent

Please complete this form and mail or email to: riskmanagement@lviglobal.com

LVI • 1401 Hillshire Dr. Ste 200 • Las Vegas, NV 89134 • (888)584-3237 •

## *LVI Core III – Mastering Dynamic Adhesion in Complex Reconstruction Cases*

Patient Name \_\_\_\_\_

Nature of Treatment to be Rendered: Conservative Adhesive Restorations on teeth #\_\_\_\_ - \_\_\_\_

Benefits of Treatment \_\_\_\_\_

### **Patient to Initial Each Line**

	<b>Potential Consequences:</b>		<b>Alternatives to treatment:</b>
Patient Initials		Patient Initials	
	Future need for further restorations or treatment		Full coverage crowns
	Future need for endodontic therapy		Cement retained full coverage crowns
	Potential for sensitivity		Traditional Metal Filling
	Potential for fractured restorations		No treatment
	Potential for debonding of restorations		Other:
	Other:		

I hereby verify and confirm that I am a patient of record of Dr. \_\_\_\_\_ (“my Doctor”). I agree and hereby consent to my Doctor performing dental work for and upon me as part of a “live patient” continuing dental education training course my Doctor will be attending at Las Vegas Institute for Advanced Dental Studies (“LVI”) in Las Vegas, Nevada. I understand the primary purpose of this continuing dental education course is to educate and train my Doctor, in a “live patient” training situation, on techniques and procedures to be performed upon me in my Doctor’s office and in the clinic at LVI. I further state that the nature and extent of the techniques, procedures, and treatment I will be receiving (my “Treatment Plan”) have been explained to me by my Doctor. My Doctor has informed me about the potential risks of using the techniques which will be applied by my Doctor as part of my Treatment Plan, and I understand my Doctor may have limited experience with such techniques he/she will be learning at LVI. I further understand that my Doctor, who will be performing such dental services for and upon me during or as part of his/her participation in a “live patient” course at LVI, will be doing so as an independent professional, and my Doctor will not be performing such services in any way as an agent or employee of LVI or any benefit of LVI or any of its employees.

My Doctor also has informed me of alternative procedures that are available to me and my options with respect to each such available alternative procedure. I am aware that one such option that is available to me is that I receive no treatment at all. Having considered the options and alternative procedures available to me, I have agreed to the specific Treatment Plan to be completed by my Doctor. I am aware that I have the absolute right to discontinue treatment at any time. I have been advised by my Doctor of the post-operative care that is necessary for me to receive after the procedure is performed at LVI, and I am aware that such post-operative care will occur at my Doctor’s office. It is my understanding that all follow-up/ remedial care will be rendered by my Doctor.

#### **PATIENT:**

#### **WITNESS:**

\_\_\_\_\_  
Signature Date

\_\_\_\_\_  
Witness Date

\_\_\_\_\_  
Printed Name

\_\_\_\_\_  
Printed Name



# Records Release & Consent Form

---

**Please complete this form and mail or email to:** [riskmanagement@lviglobal.com](mailto:riskmanagement@lviglobal.com)

LVI • 1401 Hillshire Dr. Ste 200 • Las Vegas, NV 89134 • (888)584-3237 •

---

During certain educational courses at LVI, your photographs may be used for educational purposes. Use of the photos, may include but not be limited to presentation in a course teaching manual and/or presented in a power point lecture. As a patient, we request that you sign the attached release form, prior to the use of your photographs.

I, \_\_\_\_\_, consent and authorize an instructor and LVI to use my name or a photograph, photographs, video, slides, K7 scans or any other image as may be necessary of me, with or without my name, or with a fictitious name for advertising, trade, or any other lawful purpose and I release and forever discharge either or both of them from any claim, demands, or liability on account of such use or for the quality of the reproduction of the photograph or photo copy provided.

Patient Signature: \_\_\_\_\_ Date: \_\_\_\_\_

Patient Printed Name: \_\_\_\_\_

Treating Doctor Signature: \_\_\_\_\_ Date: \_\_\_\_\_

Treating Doctor Printed Name: \_\_\_\_\_

Witness Signature: \_\_\_\_\_ Date: \_\_\_\_\_

Witness Printed Name: \_\_\_\_\_



Please complete this form in its entirety. Do not leave any portion of question #3 unanswered. This should be completed from both a liability and dental standpoint. **Note:** (Please do not make travel plans prior to receiving approval of your case. The earlier that you get the case information in, the easier it is for you to plan.)

---

---

**d) exact treatment plan to be performed (including detail).**

[illegible]

Printed Name \_\_\_\_\_



## MEDICAL HISTORY

Prep Date

BP \_\_\_\_/\_\_\_\_

P \_\_\_\_

Seat Date

BP \_\_\_\_/\_\_\_\_

P \_\_\_\_

Patient Name: \_\_\_\_\_ DOB: \_\_\_\_\_

Sex: \_\_\_\_\_ Height: \_\_\_\_\_ Weight: \_\_\_\_\_

Y	N		Y	N		Y	N	
_____	_____	Abnormal Bleeding	_____	_____	Glaucoma	_____	_____	Stroke
_____	_____	Alcohol Abuse	_____	_____	Hay Fever	_____	_____	Thyroid Problems
_____	_____	Allergies	_____	_____	Heart Attack	_____	_____	Tuberculosis Ulcers
_____	_____	Anemia	_____	_____	Heart Surgery	_____	_____	Venereal Disease
_____	_____	Angina Pectoris	_____	_____	Hemophilia	_____	_____	Yellow Jaundice
_____	_____	Arthritis	_____	_____	Hepatitis A/	_____	_____	Do you smoke/use tobacco?
_____	_____	Artificial Bones	_____	_____	Hepatitis B	_____	_____	If you are female:
_____	_____	Artificial Heart Valves	_____	_____	High Blood Pressure	_____	_____	Are you taking birth control?
_____	_____	Asthma	_____	_____	HIV & AIDS	_____	_____	Are you pregnant?
_____	_____	Blood Transfusion	_____	_____	Kidney Problems	_____	_____	Are you nursing?
_____	_____	Cancer	_____	_____	Liver Disease	_____	_____	If yes # of weeks: _____
_____	_____	Chemotherapy Colitis	_____	_____	Low Blood Pressure	_____	_____	<b>Allergies:</b>
_____	_____	Congenital Heart	_____	_____	Mitral Valve Prolapse	_____	_____	Aspirin
_____	_____	Defect Cosmetic	_____	_____	Pace Maker	_____	_____	Codeine
_____	_____	Surgery Diabetes	_____	_____	Pneumocystitis	_____	_____	Dental Anesthetics
_____	_____	Difficulty Breathing	_____	_____	Psychiatric Problems	_____	_____	Erythromycin
_____	_____	Drug Abuse	_____	_____	Radiation Therapy	_____	_____	Jewelry
_____	_____	Emphysema	_____	_____	Rheumatic Fever	_____	_____	Latex
_____	_____	Epilepsy	_____	_____	Seizures	_____	_____	Metals
_____	_____	Fainting Spells	_____	_____	Shingles	_____	_____	Penicillin
_____	_____	Fever Blisters	_____	_____	Sickle Cell Disease	_____	_____	Tetracycline
_____	_____	Frequent Headaches	_____	_____	Sinus Problems	_____	_____	

Other: \_\_\_\_\_

Are you currently taking any medications (including aspirin)? If yes, please list: \_\_\_\_\_

Is there any disease, condition or problem that you think this office should know about that is not covered above? If yes please explain: \_\_\_\_\_

Signature: \_\_\_\_\_ Date: \_\_\_\_\_  
(Parent or Guardian if under 18)





## LVI PATIENT INFORMED CONSENT

As a patient at **LVI Global**, I \_\_\_\_\_,  
understand that I will be participating in hands-on training in the use of  
certain diagnostic techniques and procedures used in Physiologic dentistry.

If you have any of the following conditions you are advised **NOT** to TENs:

- Pregnant
- Pacemaker
- Temporal Arthritis
- Active Cancer
  - Yes   No
  - 5 Years Cancer Free   Yes   No
  - What type Cancer? \_\_\_\_\_
  - How was it treated? \_\_\_\_\_

If you have any other medical conditions please consult with the Clinical  
Director prior to participating.

By signing below, you understand the contraindications and have no  
medical restrictions. Participation is optional at all times.

Printed Name: \_\_\_\_\_

Signature: \_\_\_\_\_

Date: \_\_\_\_\_

Doctor's Name: \_\_\_\_\_



# MUSCULOSKELETAL - OCCLUSAL SIGNS EXAM FORM

NAME \_\_\_\_\_

DATE \_\_\_\_\_

AGE \_\_\_\_\_

SYMPTOMS	SIGNS (intra-oral)
1 <input type="checkbox"/> Headaches	1 <input type="checkbox"/> Crowded Lower Anteriors
2 <input type="checkbox"/> TMJ Pain	2 <input type="checkbox"/> Wear of Lower Anterior Teeth
3 <input type="checkbox"/> TMJ Noise	3 <input type="checkbox"/> Lingual Inclination of Lower Anterior Teeth
4 <input type="checkbox"/> Limited Opening	4 <input type="checkbox"/> Lingual Inclination of Upper Anteriors (Div. II Occlusion)
5 <input type="checkbox"/> Ear Congestion	5 <input type="checkbox"/> Bicuspid Drop Off
6 <input type="checkbox"/> Vertigo (Dizziness)	6 <input type="checkbox"/> Depressed Curve of Spee
7 <input type="checkbox"/> Tinnitus (Ringing in Ears)	7 <input type="checkbox"/> Lingually Tipped Lower Posteriors
8 <input type="checkbox"/> Dysphagia (Difficulty Swallowing)	8 <input type="checkbox"/> Narrow Mandibular Arch
9 <input type="checkbox"/> Loose Teeth	9 <input type="checkbox"/> Narrow Maxillary Arch (High Palatal Vault)
10 <input type="checkbox"/> Clenching/Bruxing	10 <input type="checkbox"/> Midline Discrepancy
11 <input type="checkbox"/> Facial Pain (Nonspecific)	11 <input type="checkbox"/> Malrelated Dental Arches
12 <input type="checkbox"/> Tender, Sensitive Teeth (Percussion)	12 <input type="checkbox"/> Tooth Mobility
13 <input type="checkbox"/> Difficulty Chewing	13 <input type="checkbox"/> Flared Upper Anterior Teeth
14 <input type="checkbox"/> Cervical Pain	14 <input type="checkbox"/> Facets
15 <input type="checkbox"/> Postural Problems	15 <input type="checkbox"/> Cervical Erosion (Notching of Gingival)
16 <input type="checkbox"/> Paresthesia of Fingertips (Tingling)	16 <input type="checkbox"/> Locked Upper Buccal Cusps
17 <input type="checkbox"/> Thermal Sensitivity (Hot & Cold)	17 <input type="checkbox"/> Fractured Cusps (Particularly CI. 1 & II Non-Functional Cusps)
18 <input type="checkbox"/> Trigeminal Neuralgia	18 <input type="checkbox"/> Chipped Anterior Teeth
19 <input type="checkbox"/> Bells Palsy	19 <input type="checkbox"/> Loss of Molars
20 <input type="checkbox"/> Nervousness/Insomnia	20 <input type="checkbox"/> Open Interproximal Contacts
	21 <input type="checkbox"/> Unexplained Gingival Inflammation and Hypertrophy
<b>SIGNS (extra-oral)</b>	22 <input type="checkbox"/> Crossbite
1 <input type="checkbox"/> Facial Asymmetry Bilateral/V	23 <input type="checkbox"/> Anterior Open Bite
2 <input type="checkbox"/> Short Lower Third of Face	24 <input type="checkbox"/> Anterior Tongue Thrust
3 <input type="checkbox"/> Chilitis	25 <input type="checkbox"/> Lateral Tongue Thrust
4 <input type="checkbox"/> Abnormal Lip Posture	26 <input type="checkbox"/> Scalloping of Lateral Border of Tongue
5 <input type="checkbox"/> Deep Mentalis Crease	
6 <input type="checkbox"/> Dished-Out or Flat Labial Profile	
7 <input type="checkbox"/> Facial Edema	
8 <input type="checkbox"/> Mandibular Torticollis	
9 <input type="checkbox"/> Cervical Torticollis	
10 <input type="checkbox"/> Forward Head Posture (Lordosis)	
11 <input type="checkbox"/> Elongated Lower Face(Steep Mandibular Angle)	
12 <input type="checkbox"/> Speech Abnormalities	





# Case Selection and Requirements

We ask that you select your patient with care. It is recommended that there be at least one Class II direct posterior resin and at least one inlay/onlay or metal free crown. It may be possible to do more. However, at the other extreme, selecting a quadrant of each, would not allow time to circulate and observe other operators. The purpose is to have time to not only learn from what you are doing, but also from what everyone else is doing. Your patient need only be present for the clinic times, which are: Day 2 and Day 3.

Please respond immediately when your instructor contacts you. It is important to have time before the course to work closely with your clinical instructor on diagnosis and treatment planning. We want the treatment plan selected to be one which challenges your skills and maximizes your learning experience. The emphasis of this course is not on quantity but the gaining of an understanding of what constitutes quality and how to achieve it. Appropriate patient selection (it can sometimes be a team member) is also important from a marketing standpoint because this patient can become a vocal missionary and strong referral source for the practice when returning home.



# Team Participation

It is mandatory that participants bring an assistant to the program unless auditing. You can register your assistant as a “clinic only” team member; however, it is highly recommended that you register them for the Dynamic Team Concepts course. As a full participating registrant your assistant will have access to lectures, meals and other activities that the Clinic Only assistants are prohibited from attending. Dynamic Team attendees are introduced to clinical and practice procedures that will enable them to not only appreciate their role much but share in the a learning experience that is custom designed to parallel the program in which you are attending. Previous Dynamic Team program attendees report that participating in the Dynamic Team program enhances their comprehension the skills and techniques learned by the doctor offering a quicker transition of the skills learned when returning home. This is also true for the rest of your team. Historically, Doctors who are accompanied by their entire office Team start faster and find it easier on their return to the practice. Your team will return inspired, committed to this high value dentistry and are able to communicate its value to your patients.



# Required Items

- ❑ Magnification/loupes
- ❑ Your favorite high-speed amalgam removal bur and latch round burs for low speed caries removal.
- ❑ The LVI Global Aesthetic Inlay/Onlay Kit - by Komet USA will be provided and is yours to keep.
- ❑ Don't hesitate to bring anything else such as your own favorite instruments, etc.
- ❑ LVI is not able to write prescriptions for your patient, so if you anticipate a need for any prescription medication while at LVI, please make arrangements for your patient prior to coming.
- ❑ It is optional to bring models of patient. You may bring them to lunch and learn on the first day to discuss with clinical instructor
- ❑ Light Source (optional)



# Course Change and Cancellation Policy

Registration fees are non-refundable and must be exercised within two years. LVI Global, LLC ("LVI") reserves the right to cancel courses 30 days prior to the scheduled date of a course or activity. Should LVI cancel a course or activity, LVI will apply the full value of any deposits and fees related to said course or activity to future LVI course or activities. Should LVI cancel a course or activity, you may also have the option of having the deposits returned to you. Fees remain non-refundable but, may be reapplied to another course or activity. LVI will not be responsible for any other fees, costs or consequential damages associated with canceling this LVI course or activity. For courses requiring a live-patient, the treating Doctor must bring a patient of record. During courses conducted at LVI, I understand that photographs or video may be taken of me for educational and marketing purposes. I hold harmless LVI for any liability resulting from this production. I waive any right to inspect the finished production as well as advertising materials in conjunction with these photographs. I understand that I may receive marketing materials as a result of my attendance.

## **Change/Cancellation/Postponement Policy:**

- A change, cancellation or postponement of course date is not complete without your required signature and date.

## **The following do not apply if moving from TBD status to date selection**

- If change, cancellation, or postponement is received 60-90 days prior to registered course, 25% of the course fee will be forfeited.
- If change, cancellation, or postponement is received within 60 days, 50% of the course fee will be forfeited.
- If change, cancellation, or postponement is received less than 30 days prior to your registered class, 100% of the course fee will be forfeited.



# Travel Information

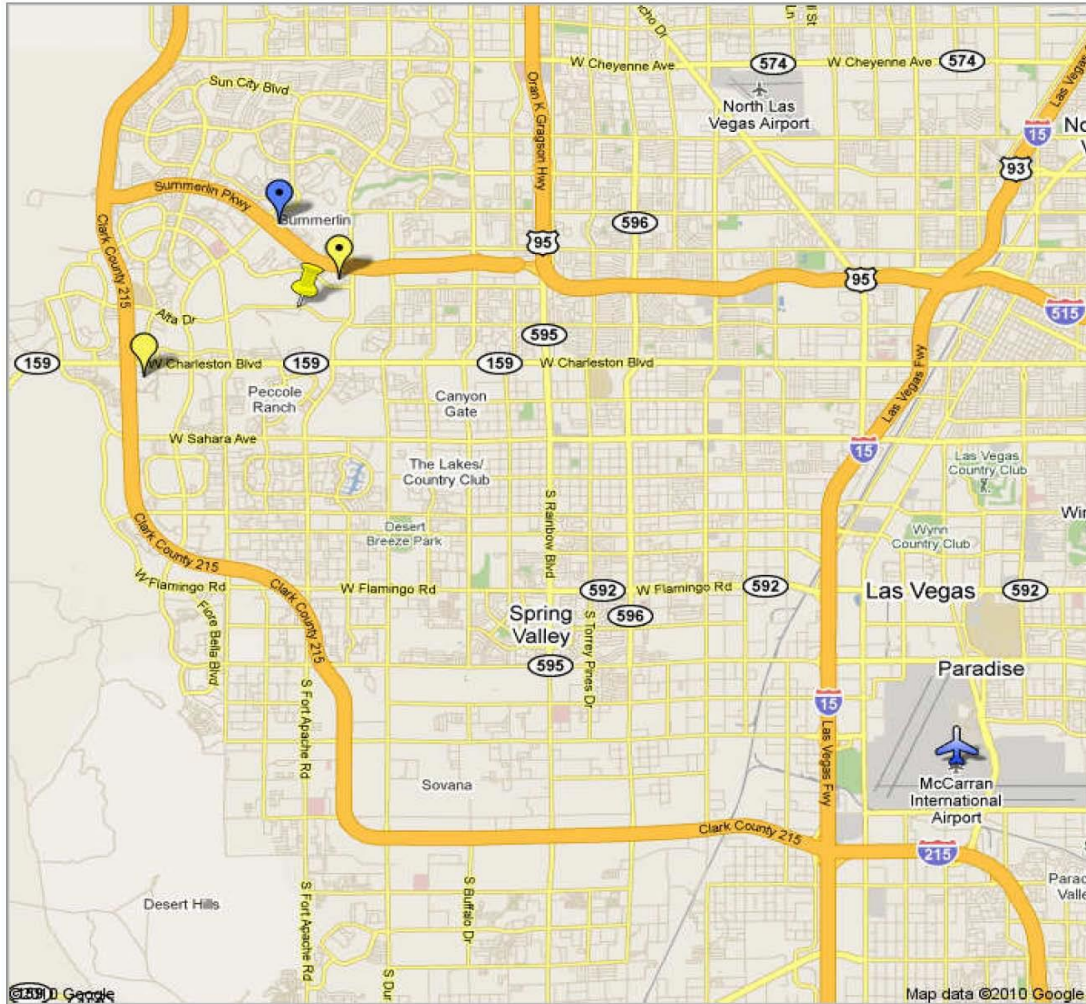
Please note travel expenses are not included in your tuition. Visit the [LVI Global website](#) for the most up to date travel information.






IT IS HIGHLY RECOMMENDED THAT YOU BOOK YOUR HOTEL AS SOON AS POSSIBLE.

30 DAYS OUT LVI'S ROOM BLOCK WILL BE RELEASED SO ROOMS MAY NOT BE AVAILABLE



# Maps and Directions



-  LVI
-  Red Rock Casino, Resort and Spa
-  Suncoast Hotel and Casino
-  McCarran Airport
-  JW Marriott Las Vegas Resort Spa

**Click on the links below to view and print maps and directions to the specified locations.**

[McCarran Airport to LVI](#)   [McCarran Airport to JW Marriott Resort and Spa](#)

[McCarran Airport to Suncoast Hotel and Casino](#)   [McCarran Airport to Red Rock Casino, Resort and Spa](#)

[JW Marriott Resort and Spa to LVI](#)   [Suncoast Hotel and Casino to LVI](#)   [Red Rock Casino, Resort and Spa to LVI](#)



# Frequently Asked Questions

## **What is the weather like in Las Vegas?**

In the winter months temperatures range from 15-60°. In spring the weather is nice with highs between 70-80°. Summer months are hot, highs up to 110°, with nice warm summer nights. In the fall it cools down with temperatures back around 70-80 degrees.

## **What should I wear when I come to LVI?**

Business casual. We tend to keep the building cold so you might want to bring a light sweater.

## **What should I wear if I am treating a patient in the clinic?**

Just as you would in your office, appropriate Clinical Attire is expected at LVI. Attire should conform to OSHA/CDC guidelines and regulations, and should include protection like closed toed shoes for all of the team in the clinical setting.

## **Is food served at LVI?**

A continental breakfast is served at 7:00 each morning and lunch is provided each afternoon. Snacks are also available throughout the day.

## **How far is the Las Vegas Strip from LVI?**

Approximately 12 miles. It could take up to 30 minutes with traffic.

## **Do you provide transportation to LVI?**

LVI provides transportation *only* from The Red Rock Hotel. Check with the Bell Stand for pick up times on course days.

## **Where do I check-in when I first arrive at LVI?**

For every course you attend at LVI, you must check-in on the first day in the **Hillwood Building (Building with the purple rotunda)**. You will be directed to breakfast at registration.



# CE Information

## How many CE hours can I expect to receive from this course?

After completing this program, you will receive a CE form of the appropriate AGD approved continuing education credit hours. These credits represent the lecture and participation portion of the course.

## When will I receive my CE credits?

Your CE form will be presented along with your attendance medallion and/or letter. Please keep a copy of this form in your office records.

## Does LVI submit my CE credits for me?

We will submit your CE credits to the AGD if you provide us with your AGD number. It is your responsibility to keep the CE form indicating your credits on file in your office and, if necessary submit your CE hours to the appropriate organization(s) (i.e.: your state/territory, etc.).

## What happens if I lose my CE letter?

Once you receive your CE form, hold on to your originals and send copies when submitting your organizations. If your original letters are misplaced, LVI must charge a \$30.00, per course, processing fee for necessary research. Replacement CE letters can take up to 3 weeks to receive.

## Educational Objectives:

The educational objectives for this course are for the participants to be able to:

- 1 Define contemporary adhesives and biomechanics of adhesion.
- 2 Define the selection process and use of adhesives based on the clinical situation.
- 3 Identify the indications/contraindications for direct resin as well as aesthetic inlays/onlays.
- 4 Utilize simplified and predictable placement techniques for adhesive restorations.
- 5 Discuss metal -free crown materials, what to use and how to use it, cement or bond.
- 6 Define effective marketing and communication skills that are necessary to develop a successful aesthetic restorative practice.
- 7 Direct team members to implement change in the evolving practice.
- 8 Develop tools for the practice to improve the patient's understanding of the importance and principles of Physiologic Dentistry

# **CORE III**

## **Course Digital Equipment Confirmation Form**

All LVI CORE III course manuals will be in a digital format. You will need to bring a laptop or tablet in which you have Wi-Fi capability and access to your email. Each attendee (doctor and team) will need access to a laptop/tablet. We will provide note paper and pens onsite. Please be sure to bring your charger as well, as you will be utilizing the manual throughout the entire day.

**Core III Course Date Attending:** \_\_\_\_\_

Please check the box below to confirm bringing your laptop & charger for the Core III course you are attending:

- ☐ I agree to bring a laptop or tablet and charger with email and Wi-Fi access for myself and each of my team members attending the course.

Signature: \_\_\_\_\_ Date: \_\_\_\_\_

Please return to LVI: Email [programs@lviglobal.com](mailto:programs@lviglobal.com)