

COURSE PREPARATION MATERIALS



Core II

Orthotic Maintenance, Adjustment and Principles of Reconstruction

LVI Global
1401 Hillshire Drive, Ste 200
Las Vegas, NV 89134
www.lviglobal.com
888.584.3237



Course Introduction

Core II is designed to be a life-changing, aesthetic treatment program with hands-on, personal experience in the management of a **Physiologic orthotic**. This intense, hands-on program concentrates on developing a critical eye for aesthetic excellence as well as completing the diagnostic foundation to help patients enjoy a life free of pain and physiologic compromises.

This course includes comprehensive training, practical occlusion concepts, creating a positive philosophical attitude and effective case acceptance principles and appropriate risk management procedures. Together with the attendees you will discuss cases being treated at home as well as cover the wide variety of different preparation designs and considerations.



Required Materials

In this intense 3-day lecture and hands-on program you will cover aesthetic treatment planning and design principles as well as continue your Physiologic journey. To maximize the benefits of this program, schedule a patient in your office for preparation soon after the completion of the program to utilize the new skill-set while it is still fresh. You are encouraged to also bring models, photos, and x-rays for discussion with your mentors during the program.

As a key step in the physiologic journey, you will deliver a Removable physiologic Orthotic during the program. Using your best bite from Core I or a bite you have taken since that program, along with a clean set of models of your mouth, your LVI Partner Lab will fabricate an orthotic and have it available for you when you are here for Core II.

Approximately 4 weeks prior to the course please send hamular notch impressions, LVI Golden Vertical Worksheet, and physiologic TENS bite to your LVI Partner lab and alert them to the Core II date you are registered for. They will fabricate your orthotic and have it ready for your upcoming course.

Be sure to indicate which lab you are working with so that we can follow up on our end to ensure that your materials are here and waiting for you. Please indicate your choice of lab on the attached Lab Information Form and fax back to LVI at 702.492.1947.

Please also bring your camera with you to the course.

Send to LVI

Lab Information Form

Send to your LVI Partner Lab

LVI Golden Vertical worksheet

Physiologic bite registration (TENS or, K7 or BioPak Scans)

Impressions/Models

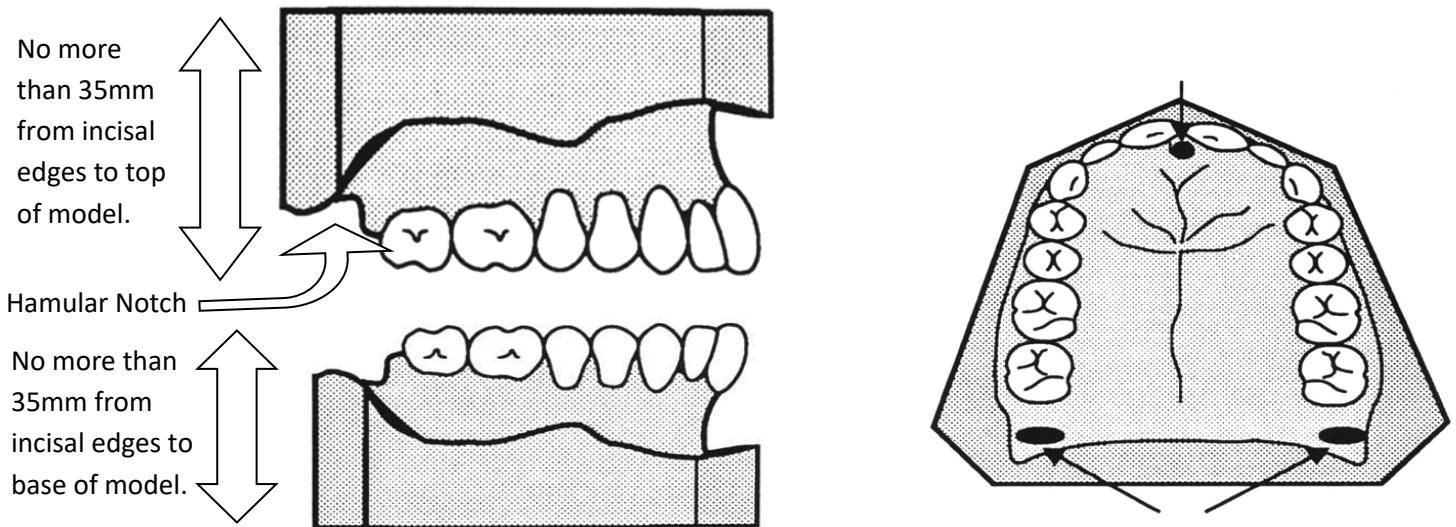
Lab Rx indicating that this is for a Lower Removable physiologic Anatomic Orthotic to be delivered at LVI during the Core II program



Course Preparation Materials

Please send to your LVI Partner Lab

One set of models and PVS impressions of your own mouth. If you do not bring models with you, you can have them made on campus for a \$100 charge. Upper models must include hamular notches and incisal papilla. Please do not trim them off. Models must be unmounted and must have HIP and Facial buccal frenums.



Pull lips out when taking the impression to highlight the frenums.



Oral Answers



Travel Information

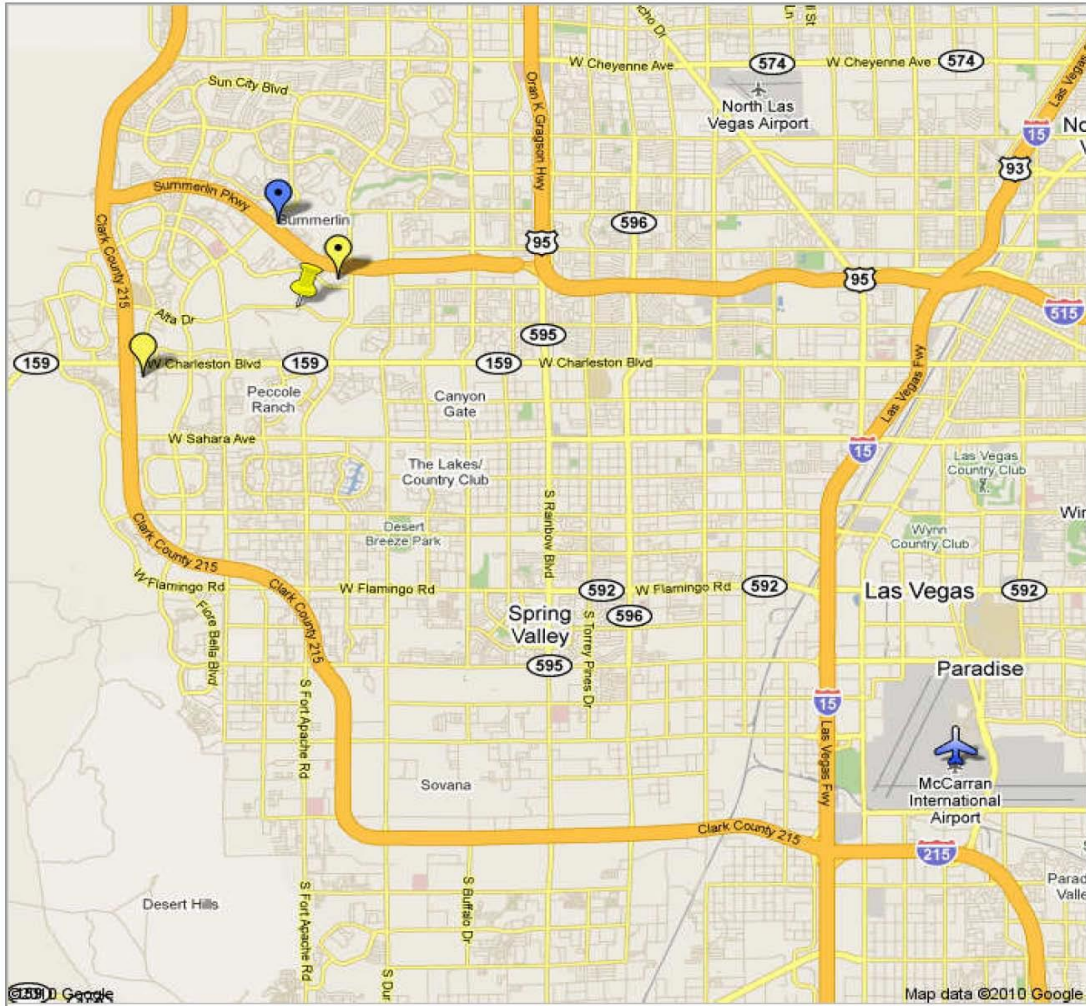
Please note travel expenses are not included in your tuition. Visit the [LVI Global website](#) for the most up to date travel information.

IT IS HIGHLY RECOMMENDED THAT YOU BOOK YOUR HOTEL AS SOON AS POSSIBLE.

30 DAYS OUT LVI'S ROOM BLOCK WILL BE RELEASED SO ROOMS MAY NOT BE AVAILABLE



Maps and Directions



LVI



Red Rock Casino, Resort and Spa



Suncoast Hotel and Casino



McCarran Airport



JW Marriott Las Vegas Resort Spa

Click on the links below to view and print maps and directions to the specified locations.

[McCarran Airport to LVI](#)

[McCarran Airport to JW Marriott Resort and Spa](#)

[McCarran Airport to Suncoast Hotel and Casino](#)

[McCarran Airport to Red Rock Casino, Resort and Spa](#)

[JW Marriott Resort and Spa to LVI](#)

[Suncoast Hotel and Casino to LVI](#)

[Red Rock Casino, Resort and Spa to LVI](#)



Frequently Asked Questions

What is the weather like in Las Vegas?

In the winter months temperatures range from 15-60°. In spring the weather is nice with highs between 70-80°. Summer months are hot, highs up to 110°, with nice warm summer nights. In the fall it cools down with temperatures back around 70-80 degrees.

What should I wear when I come to LVI?

Business casual. We tend to keep the building cold so you might want to bring a light sweater.

What should I wear if I am treating a patient in the clinic?

Just as you would in your office, appropriate Clinical Attire is expected at LVI. Attire should conform to OSHA/CDC guidelines and regulations, and should include protection like closed toed shoes for all of the team in the clinical setting.

Is food served at LVI?

A continental breakfast is served at 7:00 each morning and lunch is provided each afternoon. Snacks are also available throughout the day.

How far is the Las Vegas Strip from LVI?

Approximately 12 miles. It could take up to 30 minutes with traffic.

Do you provide transportation to LVI?

LVI provides transportation *only* from The Red Rock Hotel. Check with the Bell Stand for pick up times on course days.

Where do I check-in when I first arrive at LVI?

For every course you attend at LVI, you must check-in on the first day in the **Hillwood Building (Building with the purple rotunda)**. You will be directed to breakfast at registration.



Course Change and Cancellation Policy

Registration fees are non-refundable and must be exercised within two years. LVI Global, LLC (“LVI”) reserves the right to cancel courses 30 days prior to the scheduled date of a course or activity. Should LVI cancel a course or activity, LVI will apply the full value of any deposits and fees related to said course or activity to future LVI course or activities. Should LVI cancel a course or activity, you may also have the option of having the deposits returned to you. Fees remain non-refundable but, may be reapplied to another course or activity. LVI will not be responsible for any other fees, costs or consequential damages associated with canceling this LVI course or activity. For courses requiring a live-patient, the treating Doctor must bring a patient of record. During courses conducted at LVI, I understand that photographs or video may be taken of me for educational and marketing purposes. I hold harmless LVI for any liability resulting from this production. I waive any right to inspect the finished production as well as advertising materials in conjunction with these photographs. I understand that I may receive marketing materials as a result of my attendance.

Change/Cancellation/Postponement Policy:

- A change, cancellation or postponement of course date is not complete without your required signature and date.

The following do not apply if moving from TBD status to date selection

- If change, cancellation, or postponement is received 60-90 days prior to registered course, 25% of the course fee will be forfeited.
- If change, cancellation, or postponement is received within 60 days, 50% of the course fee will be forfeited.
- If change, cancellation, or postponement is received less than 30 days prior to your registered class, 100% of the course fee will be forfeited.



CE Information

How many CE hours can I expect to receive from this course?

After completing this program, you will receive a CE form of the appropriate AGD approved continuing education credit hours. These credits represent the lecture and participation portion of the course.

When will I receive my CE credits?

Your CE form will be presented along with your attendance medallion and/or letter. Please keep a copy of this form in your office records.

Does LVI submit my CE credits for me?

We will submit your CE credits to the AGD if you provide us with your AGD number. It is your responsibility to keep the CE form indicating your credits on file in your office and, if necessary submit your CE hours to the appropriate organization(s) (i.e.: your state/territory, etc.).

What happens if I lose my CE letter?

Once you receive your CE form, hold on to your originals and send copies when submitting your organizations. If your original letters are misplaced, LVI must charge a \$30.00, per course, processing fee for necessary research. Replacement CE letters can take up to 3 weeks to receive.

Educational Objectives:

The educational objectives for this course are for the participants to be able to:

- Discuss case treatment plans and options with their patient.
- Determine appropriate occlusal care for the patient.
- Develop a critical eye for aesthetic restorations.
- Discuss the need for a patient centered practice.
- Discuss soft tissue recontouring planning principles.
- Utilize instant orthodontics.
- Develop a good plan for the aesthetic based practice.



Lab Information

Complete only one section (Please note use of an LVI trained lab is mandatory)

I am currently a client of or have a scholarship from:

- Aurum Ceramic
- Williams Dental Lab
- Protech Dental Studio

OR

- Please assign me to an LVI Trained Lab for this course.

LVI USE ONLY:

Lab Assigned: _____

Aurum Ceramic - 1320 N. Howard Spokane, WA 99201 **Phone:** 1-800-661 1169 **Email:** aurumlv@aurumgroup.com

Williams Dental Lab - 7510 Arroyo Circle Gilroy, CA 95020 **Phone:** 1-800-713-5390 **Email:** frankh@williamsdentallab.com

Protech Dental Studio - 1890 Preston White Drive #300, Phone: 877-737-7883, **Email:** info@protechdentalstudio.com

YOU WILL BE ASSIGNED TO AN LVI TRAINED LAB IF THIS FORM IS NOT RETURNED THIRTY DAYS PRIOR TO THE START OF THE COURSE

If you have had any changes since your Core I impressions please send your case to the lab as soon as possible. Please note on Lab RX that this is for a Lower Removable Physiologic Anatomic Orthotic to be delivered at LVI during the Core II program.

I acknowledge that I will continue to use the lab selected above for cases in future Live Patient Courses at LVI.

Name (print) _____ **Date** _____

Signature _____

Please fax lab form to LVI Global: 702.492.1947 or email to riskmanagement@lviglobal.com

LVI Golden Vertical

Ideal W:H ratio is 75-80%

H:W ratio is 129%

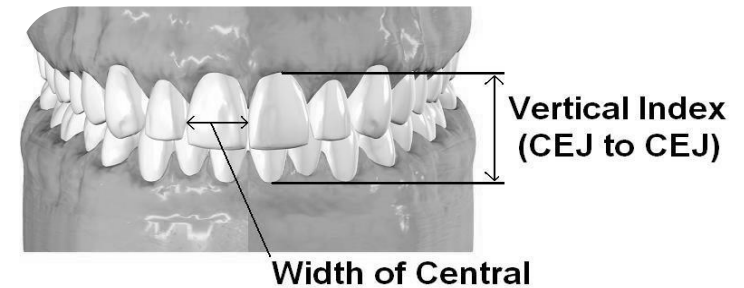
Maxillary Central Width x 1.29 mm = Ideal Central Length

Ideal Length x Golden Proportion (1.618) = LVI Golden Vertical

Width of Maxillary Central _____ x 1.29 = (Ideal length) _____ x 1.618 = LVI Golden Vertical

<u>Centrals</u>	<u>Ideal Length</u>	<u>Golden Vertical</u>
7 mm	9 mm	14.5 mm
7.5 mm	9.75 mm	15.75 mm
8 mm	10.5 mm	17 mm
8.5 mm	11 mm	17.75 mm
9 mm	11.5 mm	18.5 mm
9.5 mm	12.25 mm	20 mm
10 mm	13 mm	21 mm
10.5 mm	13.5 mm	22 mm

Existing			LVI Golden	
Central Width	Central Length	8/25 or 9/24 Vertical	Central Ideal Length	LVI GV



Alternate method of estimating LVI GV:

Width of Mandibular centrals = (____ x 1.618)/2 = Width of 1 Maxillary central ____ x 1.29 = (Ideal Length) ____ x 1.618 = LVI Golden Vertical

Core II Manual Order Form

All LVI Core II course manuals will be in a digital format. You will need to bring a laptop or tablet in which you have Wi-Fi capability and access to your email. Each attendee (doctor and team) will need access to a laptop/tablet. We will provide note paper and pens onsite. Please be sure to bring your charger as well, as you will be utilizing the manual throughout the entire day.

If you prefer a printed version of your course manual we are happy to accommodate with the additional fee of \$150 + 8.375% NV Sales Tax (onsite pick up only) per manual.

Please send in the form two weeks prior to the course date you are attending, whether you plan to bring your laptop or want a printed manual. **Note: If you choose to have your manual printed, this form has to be turned in 2 weeks prior to the course or we cannot guarantee that you will have the manual printed when you arrive on campus.**

Core II Course Date Attending: _____

Please indicate your selection below:

- I agree to bring a laptop or tablet and charger with email and Wi-Fi access for myself and each of my team members attending the course.

Signature: _____ Date: _____

- I would like to order a course manual for \$150 + 8.375% NV Sales Tax (onsite pick up only) per manual for myself and/or my team.

Number of manuals: _____ Total Price: _____

Signature: _____ Date: _____

Billing Address

Name: _____

Address: _____ Suite #: _____

City: _____ State: _____ Country: _____ Zip: _____

Phone: _____ Email: _____

Please charge fee to the credit card below.

Please circle one: Visa Mastercard Discover AMEX

CC# _____ Exp: _____ 3 or 4 Digit Code: _____

Signature: _____ Date: _____

Please return to LVI: Email: programs@lviglobal.com