

# COURSE PREPARATION MATERIALS



## Core IV

Mastering All the Principles of  
Phase One

LVI Global  
1401 Hillshire Drive, Ste 200  
Las Vegas, NV 89134  
[www.lviglobal.com](http://www.lviglobal.com)  
888.584.3237



# Course Introduction

The success of any restorative procedure often depends upon the clinician's ability to manage the direction and amount of forces delivered to individual teeth and restoration. While needing to be incredibly precise, the technique of Case Management need not be complicated. The technique itself is based on simple, logical rules. This course will take you through every step of the phase one process to get your patients ready for phase two.



## Course Preparation Materials

It is important that each participant **BRING** the following materials to the course:

- 1 Each participating doctor must bring a set of **unmounted quality diagnostic casts of their own mouths** made with polyvinyl impression material, not alginate.
- 2 You may want to bring your loupes as they may be helpful during the lab exercises, but that's optional. Lab coats are also optional as you may get acrylic dust on you.
- 3 We encourage you to bring your Core V case studies for class review and preparation for Core V. Please bring photographs, diagnostic casts, K-7 or BioPAK data. Also bring tomograms or CBCT if you have them.
- 4 If you have an existing orthotic and want it evaluated if time permits, bring that as well.
- 5 Please fill out and return the form at the end of this packet. One for each person attending. Email to [ahaggard@lviglobal.com](mailto:ahaggard@lviglobal.com)

**Note:** During the clinical program there will be many occasions where we will be evaluating micro occlusal contacts to discriminate between microns, not millimeters. This requires patience and understanding of all course participants. You will find that much more time will be spent evaluating occlusal micro contacts than grinding on teeth or restorations. If you have any questions about this intricate procedure during clinic do not hesitate to ask questions or ask for a "better look" at the contact being discussed. This is the only way to fully appreciate the precision involved in final occlusal adjustment.



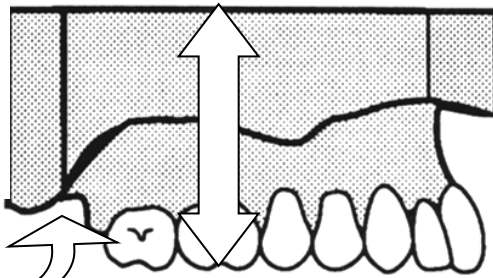
## Course Preparation Materials

**All attendees must bring models of your own mouth (THIS INCLUDES AUDITORS). You will need these on the First Day of the course**

**Please see next page for instructions**

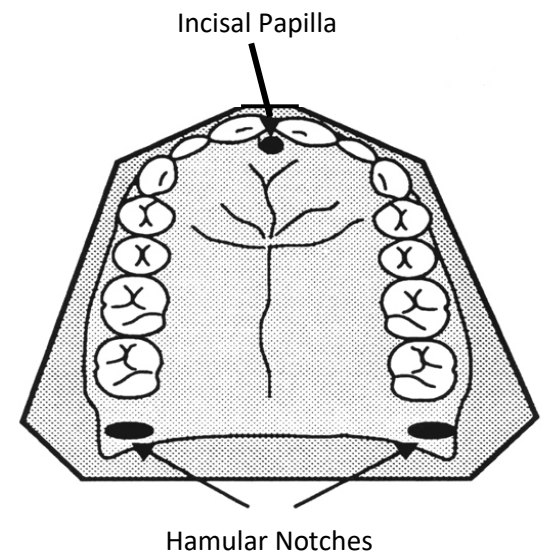
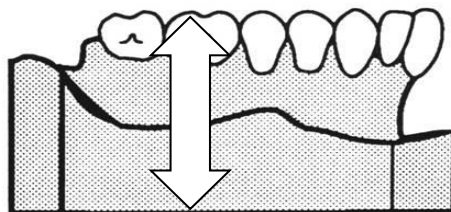
One set of models and PVS impressions of your own mouth (in case they break in transit). If you do not bring models with you, you can have them made on campus for a \$100 charge. Upper models must include hamular notches and incisal papilla. **Please do not trim off the hamular notch.** Models must be unmounted and must have HIP and Facial buccal frenums. In order to record the frenums, pull the lips straight out as you are taking the impression to accentuate the frenums. See picture below to recognize the frenums we are talking about. Also, the models should not come to a point in the front and should be flat on the bottom and the back for mounting on the Aphrodite.

Thickness should be 25mm to 35mm from top of the base to occlusal surface.



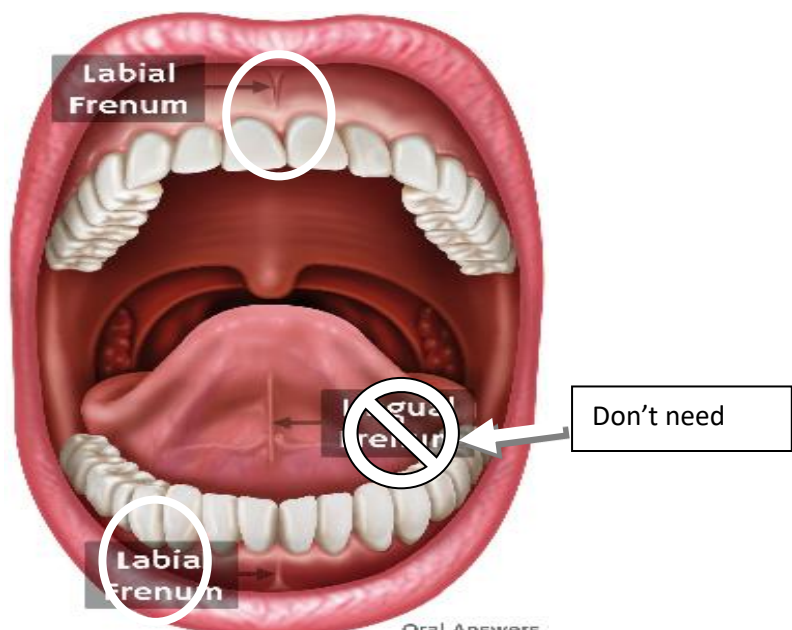
Hamular Notch

Thickness should be 25mm to 35mm from bottom of the base to occlusal surface.



Hamular Notches

Pull front of lips straight out when taking the impression to highlight the frenums.



Oral Answers



# Course Change and Cancellation Policy

Registration fees are to cover the team at LVI's cost for employees time from sales to reserve your spot in the course, order supplies for the hands on portion, start the paperwork in the programs department as well as the accounting departing and are non-refundable and must be exercised within two years. LVI Global, LLC ("LVI") reserves the right to cancel courses 30 days prior to the scheduled date of a course or activity, although that would be rare. Should LVI cancel a course or activity, LVI will apply the full value of any deposits and fees related to said course or activity to future LVI course or activities. LVI will not be responsible for any other fees, costs or consequential damages associated with canceling this LVI course or activity. For courses requiring a live-patient, the treating Doctor must bring a patient of record. During courses conducted at LVI, I understand that photographs or video may be taken of me for educational and marketing purposes. I hold harmless LVI for any liability resulting from this production. I waive any right to inspect the finished production as well as advertising materials in conjunction with these photographs.

## **Change/Cancellation/Postponement Policy:**

- A change, cancellation or postponement of course date is not complete without your required signature and date.

## **The following do not apply if moving from TBD status to date selection**

- If change, cancellation, or postponement is received 60-90 days prior to registered course, 25% of the course fee will be forfeited.
- If change, cancellation, or postponement is received within 60 days, 50% of the course fee will be forfeited.
- If change, cancellation, or postponement is received less than 30 days prior to your registered class, 100% of the course fee will be forfeited.



# Travel Information

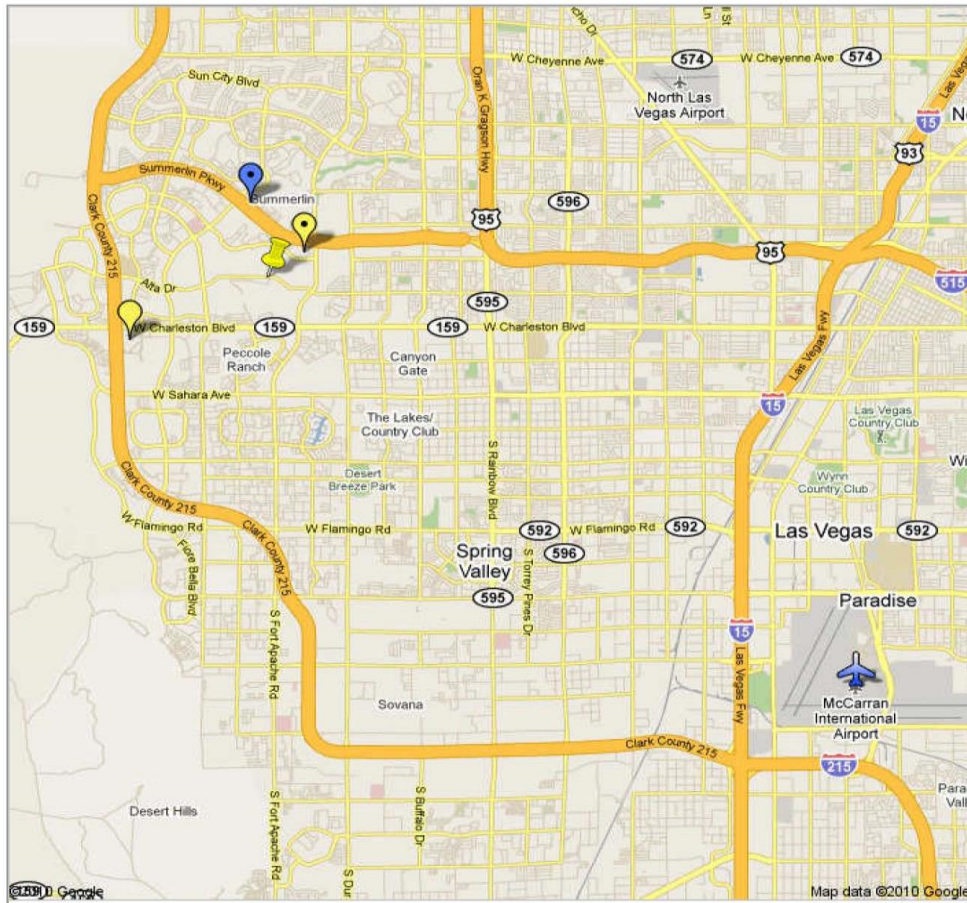
Please note travel expenses are not included in your tuition. Visit the [LVI Global website](#) for the most up to date travel information.

IT IS HIGHLY RECOMMENDED THAT YOU BOOK YOUR HOTEL AS SOON AS POSSIBLE.

30 DAYS OUT LVI'S ROOM BLOCK WILL BE RELEASED SO ROOMS MAY NOT BE AVAILABLE



# Maps and Directions



LVI



Red Rock Casino, Resort and Spa



Suncoast Hotel and Casino



McCarran Airport



JW Marriott Las Vegas Resort Spa

**Click on the links below to view and print maps and directions to the specified locations.**

[McCarran Airport to LVI](#)   [McCarran Airport to JW Marriott Resort and Spa](#)

[McCarran Airport to Suncoast Hotel and Casino](#)   [McCarran Airport to Red Rock Casino, Resort and Spa](#)

[JW Marriott Resort and Spa to LVI](#)   [Suncoast Hotel and Casino to LVI](#)   [Red Rock Casino, Resort and Spa to LVI](#)



# Frequently Asked Questions

## What is the weather like in Las Vegas?

In the winter months temperatures range from 15-60°. In spring the weather is nice with highs between 70-80°. Summer months are hot, highs up to 110°, with nice warm summer nights. In the fall it cools down with temperatures back around 70-80 degrees.

## What should I wear when I come to LVI?

Business casual. We tend to keep the building cold so you might want to bring a light sweater.

## What should I wear if I am treating a patient in the clinic?

Just as you would in your office, appropriate Clinical Attire is expected at LVI. Attire should conform to OSHA/CDC guidelines and regulations, and should include protection like closed toed shoes for all of the team in the clinical setting.

## Is food served at LVI?

A continental breakfast is served at 7:00 each morning and lunch is provided each afternoon. Snacks are also available throughout the day.

## How far is the Las Vegas Strip from LVI?

Approximately 12 miles. It could take up to 30 with traffic.

## Do you provide transportation to LVI?

LVI provides transportation *only* from The Red Rock Hotel. Check with the Bell Stand for pick up times on course days.

## Where do I check-in when I first arrive at LVI?

For every course you attend at LVI, you must check-in on the first day in the **Rotunda** in the **Hillwood Building (Building with the purple top)**. You will be directed to breakfast at registration.





# CE Information

## How many CE hours can I expect to receive from this course?

After completing this program, you will receive a CE form of the appropriate AGD approved continuing education credit hours. These credits represent the lecture and participation portion of the course. If you leave early, those CE hours will be deducted from the normal course CE credits.

## When will I receive my CE credits?

Your CE form will be presented along with your attendance medallion and/or letter. Please keep a copy of this form in your office records.

## Does LVI submit my CE credits for me?

We will submit your CE credits to the AGD if you provide us with your AGD number. It is your responsibility to keep the CE form indicating your credits on file in your office and, if necessary submit your CE hours to the appropriate organization(s) (i.e.: your state/territory, etc.).

## What happens if I lose my CE letter?

Once you receive your CE form, hold on to your originals and send copies when submitting your organizations. If your original letters are misplaced, LVI must charge a \$30.00, per course, processing fee for necessary research. Replacement CE letters can take up to 3 weeks to receive.

## Educational Objectives:

The educational objectives for this course are for the participants to be able to:

- 1) Develop a diagnosis protocol using the signs and symptoms presented by the patient.
- 1) Identify the restorative principles that are inherent for successful results.
- 1) Create a fixed orthotic and the precise technique for refining the occlusion on natural dentition.
- 1) Identify goals and objectives that must be met in restorative care before designing a successful treatment plan.
- 1) Utilize the EMG reading to prove optimal patient comfort.
- 1) Discuss the importance of orthotic placement on opposing arch of prepared teeth.
- 1) Utilize Tag Bite<sup>SM</sup> for Optimal Results.

- Define best practices in the use of good occlusal techniques in preparing a patient for restorative care.

## NuCalm™ Informed Consent Form

This information is provided to help you understand NuCalm™. Before we begin, let's be certain that you have enough information, so that you're well informed and confident that you wish to proceed. This form will provide some of the information. We can discuss any questions.

NuCalm is a four part system designed to induce relaxation and minimize anxiety. This anxiety management system is not intended to diagnose, treat, cure, or prevent any disease.

The NuCalm proprietary orthomolecular formula (all-natural dietary supplements) has been developed over several years to maximize the body's natural relaxation response with NuCalm. The proprietary formula is only available in the NuCalm system and includes structured nutrient-sourced building blocks that rapidly enter the body and convert to powerful chemical messengers that suppress anxiety and create relaxation. All components are essential ingredients and supplement the body's natural chemistry to interrupt an anxious response. The FDA has not evaluated this statement.

The Cranial Electrotherapy Stimulation (CES) is a Class IIIa Medical Device designed for the reduction of anxiety, depression and/or insomnia when administered by a licensed healthcare provider. The CES is an FDA-cleared device and is available in the NuCalm system by prescription only.

Light blocking eye mask or tinted glasses are used to block light to the optic nerve resulting in an immediate increase (up to 30%) in alpha waves in the visual cortex of the brain.

Proprietary neuroacoustic software is designed to entrain the brain wave function and lead the brain to a pre-sleep alpha state (4 Hz-12 Hz). The FDA has not evaluated this statement.

PLEASE BE SURE TO ASK ANY QUESTIONS YOU WISH. It's better to ask them now, than wonder about it after we start NuCalm.

**Risks of The Recommended Treatment:** No dental treatment is completely risk free. I will take reasonable steps to limit any complications NuCalm. However, there are some contraindications that tend to occur with some regularity. Precautions include:

*No electrical medical device from chest up* - Use the system without CES

*No person under 12* - Do not use Nutritional Supplement

*No pregnant nursing females* - Do not use Nutritional Supplement

If you have any questions about these complications, or about any other complications you have heard or thought about, please ask. I believe that the treatment will be most successful when you understand as much as possible about it, because you will be able to provide more information to me and to ask better questions. No question is too simple to ask and I have as much time to answer them, as you need. When you feel you can make an educated decision about this recommendation, then we can get started with NuCalm.

I \_\_\_\_\_, have received information about NuCalm. I wish to proceed with the recommend treatment

Signature: \_\_\_\_\_ Printed Name: \_\_\_\_\_

Date Form Completed: \_\_\_\_\_ Date of course: \_\_\_\_\_

## NuCalm™ Informed Consent Form

This information is provided to help you understand NuCalm™. Before we begin, let's be certain that you have enough information, so that you're well informed and confident that you wish to proceed. This form will provide some of the information. We can discuss any questions.

NuCalm is a four part system designed to induce relaxation and minimize anxiety. This anxiety management system is not intended to diagnose, treat, cure, or prevent any disease.

The NuCalm proprietary orthomolecular formula (all-natural dietary supplements) has been developed over several years to maximize the body's natural relaxation response with NuCalm. The proprietary formula is only available in the NuCalm system and includes structured nutrient-sourced building blocks that rapidly enter the body and convert to powerful chemical messengers that suppress anxiety and create relaxation. All components are essential ingredients and supplement the body's natural chemistry to interrupt an anxious response. The FDA has not evaluated this statement.

The Cranial Electrotherapy Stimulation (CES) is a Class IIIa Medical Device designed for the reduction of anxiety, depression and/or insomnia when administered by a licensed healthcare provider. The CES is an FDA-cleared device and is available in the NuCalm system by prescription only.

Light blocking eye mask or tinted glasses are used to block light to the optic nerve resulting in an immediate increase (up to 30%) in alpha waves in the visual cortex of the brain.

Proprietary neuroacoustic software is designed to entrain the brain wave function and lead the brain to a pre-sleep alpha state (4 Hz-12 Hz). The FDA has not evaluated this statement.

PLEASE BE SURE TO ASK ANY QUESTIONS YOU WISH. It's better to ask them now, than wonder about it after we start NuCalm.

**Risks of The Recommended Treatment:** No dental treatment is completely risk free. I will take reasonable steps to limit any complications NuCalm. However, there are some contraindications that tend to occur with some regularity. Precautions include:

- No electrical medical device from chest up* - Use the system without CES
- No person under 12* - Do not use Nutritional Supplement
- No pregnant nursing females* - Do not use Nutritional Supplement

If you have any questions about these complications, or about any other complications you have heard or thought about, please ask. I believe that the treatment will be most successful when you understand as much as possible about it, because you will be able to provide more information to me and to ask better questions. No question is too simple to ask and I have as much time to answer them, as you need. When you feel you can make an educated decision about this recommendation, then we can get started with NuCalm.

### Acknowledgment

I \_\_\_\_\_, have received information about NuCalm. I wish to proceed with the recommend treatment

Signature: \_\_\_\_\_ Printed Name: \_\_\_\_\_

|                     |                |                   |
|---------------------|----------------|-------------------|
| Date Form Completed | Date of Course | Doctors Full Name |
|---------------------|----------------|-------------------|