

COURSE PREPARATION MATERIALS



The Physiologic Approach to Treating OSA: Level II

LVI Global
1401 Hillshire Drive, Ste 200
Las Vegas, NV 89134
www.lviglobal.com
888.584.3237



Travel Information

Please note travel expenses are not included in your tuition. Visit the [LVI Global website](#) for the most up to date travel information.



Required Materials

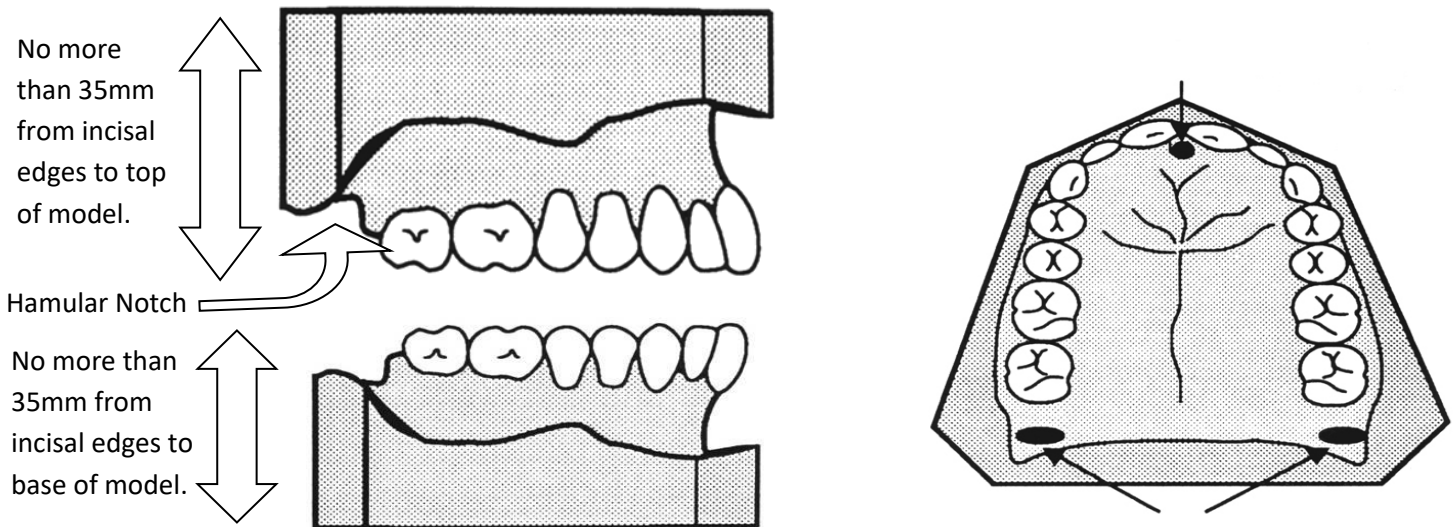
- Please bring any PSG's or Home PSG's that you would like to review and interpret.
- As a part of this advanced sleep course, you will be learning how to take a sleep bite using the K7/Biopak and cervical stretching techniques that optimizes better posture for bite taking. Please review the attached consent form for participation, sign, and return to LVI prior to the course. If you have any further questions or concerns, please do not hesitate to contact us.
- Please bring poured models of yourself **(Doctors only THIS INCLUDES AUDITORS)**



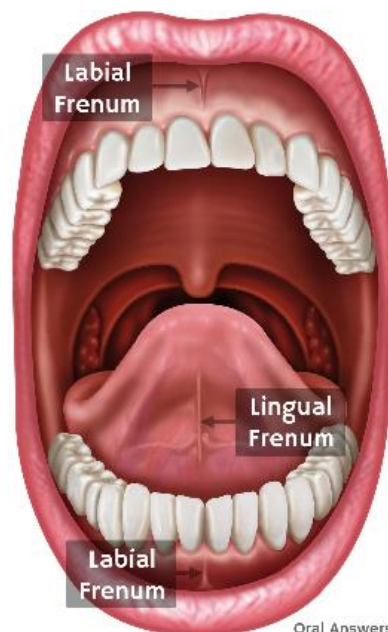
Course Preparation Materials

Doctors and Team Please **BRING** with you:

One set of models and PVS impressions of your own mouth. You will not be able to take impressions and have them made here. Upper models must include hamular notches and incisal papilla. Please do not trim them off. Models must be unmounted and must have HIP and Facial buccal frenums.



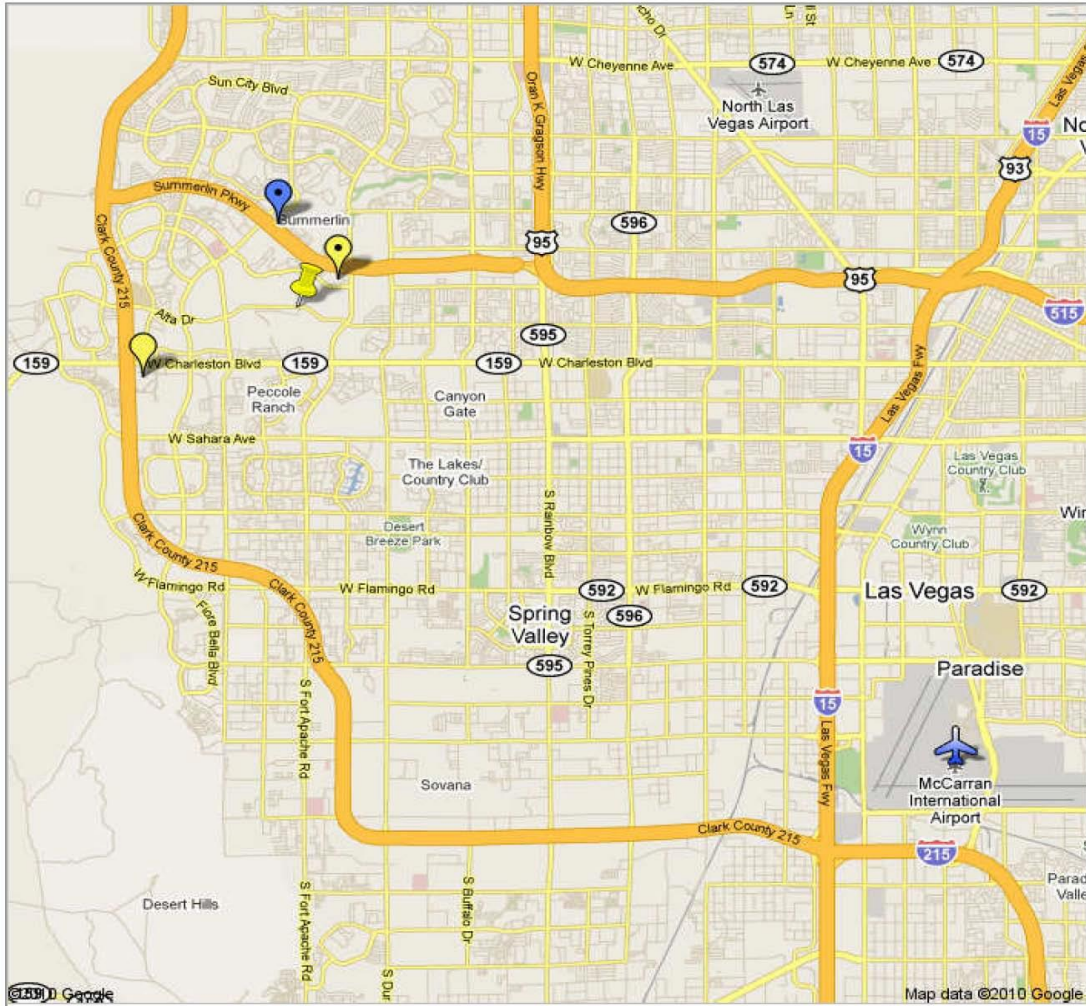
Pull lips out when taking the impression to highlight the frenums.



Oral Answers



Maps and Directions



LVI



Red Rock Casino, Resort and Spa



Suncoast Hotel and Casino



McCarran Airport



JW Marriott Las Vegas Resort Spa

Click on the links below to view and print maps and directions to the specified locations.

[McCarran Airport to LVI](#)

[McCarran Airport to JW Marriott Resort and Spa](#)

[McCarran Airport to Suncoast Hotel and Casino](#)

[McCarran Airport to Red Rock Casino, Resort and Spa](#)

[JW Marriott Resort and Spa to LVI](#)

[Suncoast Hotel and Casino to LVI](#)

[Red Rock Casino, Resort and Spa to LVI](#)



Frequently Asked Questions

What is the weather like in Las Vegas?

In the winter months temperatures range from 15-60°. In spring the weather is nice with highs between 70-80°. Summer months are hot, highs up to 110°, with nice warm summer nights. In the fall it cools down with temperatures back around 70-80 degrees.

What should I wear when I come to LVI?

Business casual. We tend to keep the building cold so you might want to bring a light sweater.

What should I wear if I am treating a patient in the clinic?

Just as you would in your office, appropriate Clinical Attire is expected at LVI. Attire should conform to OSHA/CDC guidelines and regulations, and should include protection like closed toed shoes for all of the team in the clinical setting.

Is food served at LVI?

A continental breakfast is served at 7:00 each morning and lunch is provided each afternoon. Snacks are also available throughout the day.

How far is the Las Vegas Strip from LVI?

Approximately 12 miles. It could take up to 30 minutes with traffic.

Do you provide transportation to LVI?

LVI provides transportation *only* from The Red Rock Hotel and JW Marriot Hotel. Check with the Bell Stand for pick up times on course days.

Where do I check-in when I first arrive at LVI?

For every course you attend at LVI, you must check-in on the first day in the **Hillwood Building (Building with the purple rotunda)**. You will be directed to breakfast at registration.



Course Change and Cancellation Policy

Registration fees are non-refundable and must be exercised within two years. LVI Global, LLC ("LVI") reserves the right to cancel courses 30 days prior to the scheduled date of a course or activity. Should LVI cancel a course or activity, LVI will apply the full value of any deposits and fees related to said course or activity to future LVI course or activities. Should LVI cancel a course or activity, you may also have the option of having the deposits returned to you. Fees remain non-refundable but, may be reapplied to another course or activity. LVI will not be responsible for any other fees, costs or consequential damages associated with canceling this LVI course or activity. For courses requiring a live-patient, the treating Doctor must bring a patient of record. During courses conducted at LVI, I understand that photographs or video may be taken of me for educational and marketing purposes. I hold harmless LVI for any liability resulting from this production. I waive any right to inspect the finished production as well as advertising materials in conjunction with these photographs. I understand that I may receive marketing materials as a result of my attendance.

Change/Cancellation/Postponement Policy:

- A change, cancellation or postponement of course date is not complete without your required signature and date.

The following do not apply if moving from TBD status to date selection

- If change, cancellation, or postponement is received 60-90 days prior to registered course, 25% of the course fee will be forfeited.
- If change, cancellation, or postponement is received within 60 days, 50% of the course fee will be forfeited.
- If change, cancellation, or postponement is received less than 30 days prior to your registered class, 100% of the course fee will be forfeited.



CE Information

How many CE hours can I expect to receive from this course?

After completing this program, you will receive a CE form of the appropriate AGD approved continuing education credit hours. These credits represent the lecture and participation portion of the course.

When will I receive my CE credits?

Your CE form will be presented along with your attendance medallion and/or letter. Please keep a copy of this form in your office records.

Does LVI submit my CE credits for me?

We will submit your CE credits to the AGD if you provide us with your AGD number. It is your responsibility to keep the CE form indicating your credits on file in your office and, if necessary submit your CE hours to the appropriate organization(s) (i.e.: your state/territory, etc.).

What happens if I lose my CE letter?

Once you receive your CE form, hold on to your originals and send copies when submitting your organizations. If your original letters are misplaced, LVI must charge a \$30.00, per course, processing fee for necessary research. Replacement CE letters can take up to 3 weeks to receive.

Educational Objectives:

The educational objectives for this course are for the participants to be able to:

- ▶ Understand relation of TMD/OSA and clinical screening with NM S+S
- ▶ Understand the physiology of respiration
- ▶ Understand CBCT analysis in screening and treating OSA/TMD
- ▶ Take a NM OSA bite
- ▶ Utilize Portable Monitoring / Polysomnography
- ▶ Interpret sleep study reports
- ▶ Communicate effectively with sleep professionals



Informed Consent and Release

OSA II

Stretching Techniques for Cervical Range of Motion and Decompression

I, _____, (please print) understand and agree that during the course at LVI, in which I participate, I shall both practice and participate in gentle stretching techniques to demonstrate the ability to improve cervical range of motion, which affects mandibular posture. I will also participate in demonstration of TMJ stretching techniques to improve the range of motion of the TMJ. I understand that the purpose of this course is to demonstrate the benefits of these stretching therapies and that the nature of this contact is such that I will allow stretching to be performed on me by course instructors and participants alike. I also understand that this is not a course on physical therapy, that it's purely for demonstration purposes and further instructions in these types of techniques are needed. Initials: _____

TMJ and Cervical Joints are synovial joints, which become compressed in dysfunction. The synovial fluid is essential for lubrication, nutrition, shock absorption and comfort. Compression leads to dysfunction in the joints and compensation by the muscles supporting the joint. This can result in pain as well as a limited range of motion. The purpose of these demonstrated stretching techniques is to stretch the muscles associated with the joints. This allows natural decompression and lubrication of the synovial joint spaces. The exercises performed are gentle stretches. There are no high velocity manipulations as are common in chiropractic practice.

There are **Risks of any range of motion exercises** include aggravation of an existing condition, headache, nausea, vomiting and pain at the stretching site. There is a risk of injury to nerves or muscles as well as temporary or permanent nerve paralysis. There is a risk of stroke or CVA. There is a risk of spinal cord injury during neck stretches. There is a possibility of death from complications of treatment.

Initials: _____

Further, I understand that this course may be filmed for future educational and/or promotional purposes. I give LVI Global, LLC permission to use these images, which may or may not include me, for educational and/or promotional purposes.

FOR ALL PARTICIPANTS:

1. I HAVE BEEN GIVEN THE OPPORTUNITY TO ASK QUESTIONS ABOUT THE RISKS, BENEFITS AND ALTERNATIVES TO THESE PROCEDURES. ALL MY QUESTIONS HAVE BEEN SATISFACTORILY ANSWERED. I HAVE SUFFICIENT INFORMATION AND UNDERSTANDING TO MAKE AN INFORMED DECISION. **I hereby give my consent for the use of stretching techniques to muscles of the head and neck, which affect the cervical and temporo-mandibular joints.**

2. I hereby release LVI Global, LLC ("LVI") and its affiliates, owners, managers, officers, employees, legal representatives, successors and assigns (the "Releasees"), of and from any and all claims of liability, causes of action, losses, damages, and expenses related to, arising out of, caused by, or resulting in any way from the stretching exercises performed as part of this course, at LVI's facilities and through the use of LVI's instruments and equipment.

3. I hereby acknowledge that (i) LVI is making its facilities, instruments, and equipment available to the course faculty , solely as an accommodation to the visiting faculty in demonstrating these techniques and procedures, (ii) The visiting faculty are not an employee or agent of LVI, (iii) LVI has neither recommended nor endorsed their professional qualifications, skills, knowledge, or performance in these procedures, and (iv) LVI does not represent, warrant, or guarantee the safety or efficacy of, or otherwise stand behind, the techniques demonstrated.

4. I agree that I have, by reason of this Informed Consent and Release, no dispute with, or claim, action, or cause of action against, the Releasees, or any one or more of them, in respect of the Injections.

5. I agree that this Informed Consent and Release shall be governed by, and interpreted and determined under, the laws of the State of Nevada without regard to the conflicts or choice of law rules of that State.

Participant Name (Print)

Patient's Signature

Date