

COURSE PREPARATION MATERIALS



Core I Online

**Foundations in Diagnosing and
Treating Complex Cases**

LVI Global
9501 Hillwood Drive
Las Vegas, NV 89134
www.lviglobal.com
888.584.3237



Required Materials

- Doctors Prepare stone models (do not trim hamular notch)
- Sharpie
- Scalpel
- F.A.R-(a wire coat hanger)



○

- Impression gun



○



Items You Will Receive

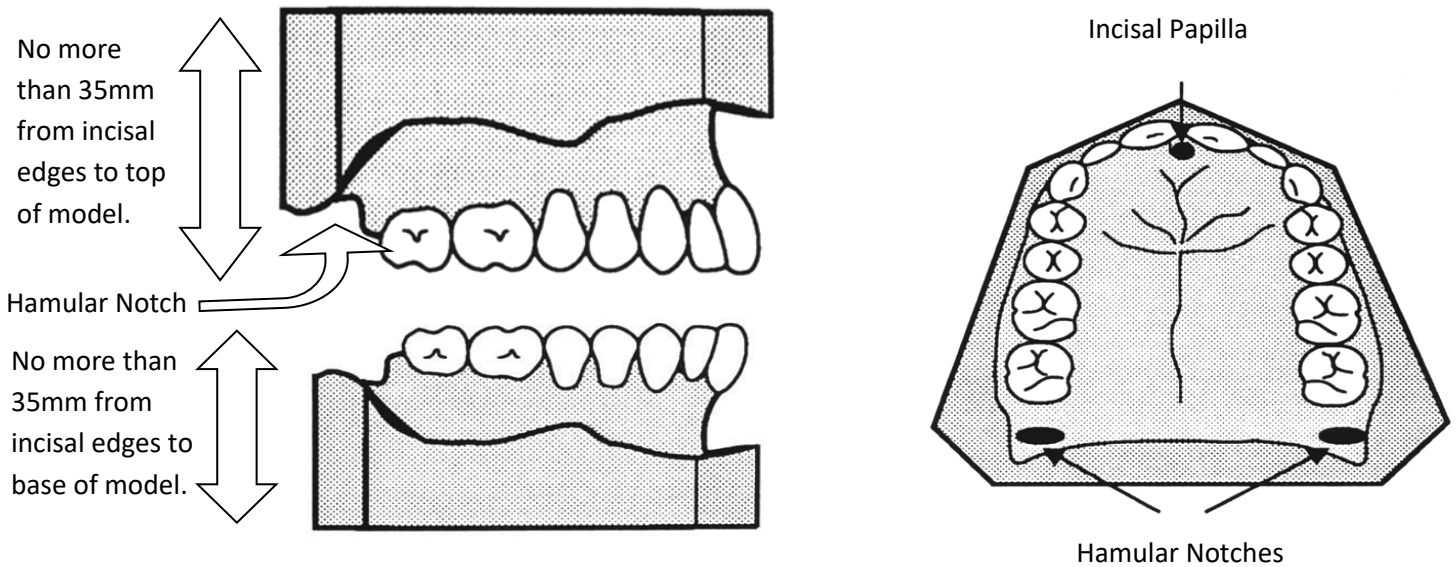
- Aphrodite
- Clear and pink bite reg.
- Golden vertical worksheet
- Facial pen
- Calipers
- 5 Extra impression tips
- Micro TENS unit



Course Preparation Materials

Doctors (This includes Auditors) Please BRING with you:

One set of models and PVS impressions of your own mouth. You will not be able to take impressions and have them made here. Upper models must include hamular notches and incisal papilla. Please do not trim them off. Models must be unmounted and must have HIP and Facial buccal frenums.



Pull lips out when taking the impression to highlight the frenums.

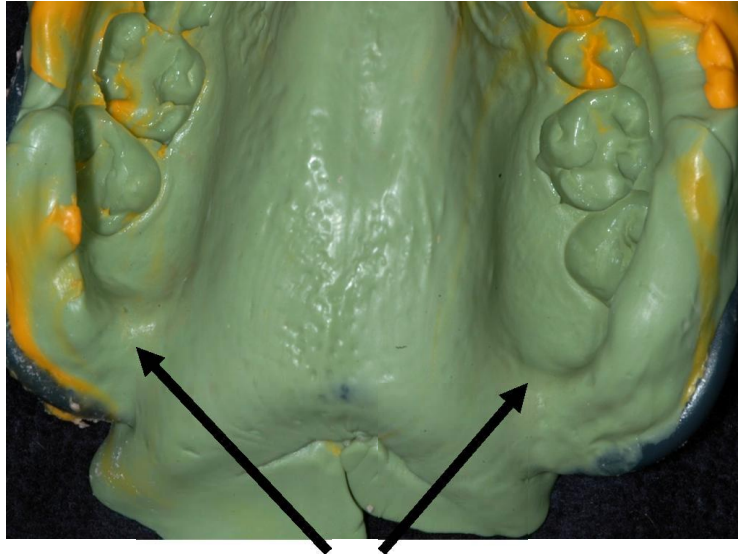




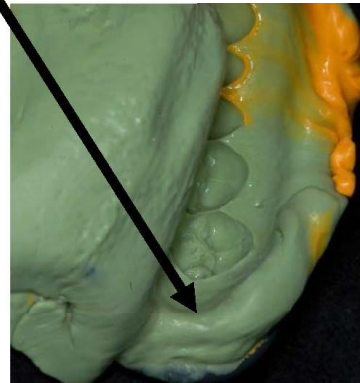
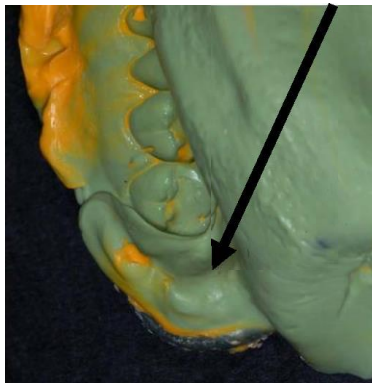
Contact Borderlock Impressions

Taking an impression
video

[http://www.lviglobal.com/
making-good-first-
impression](http://www.lviglobal.com/making-good-first-impression)



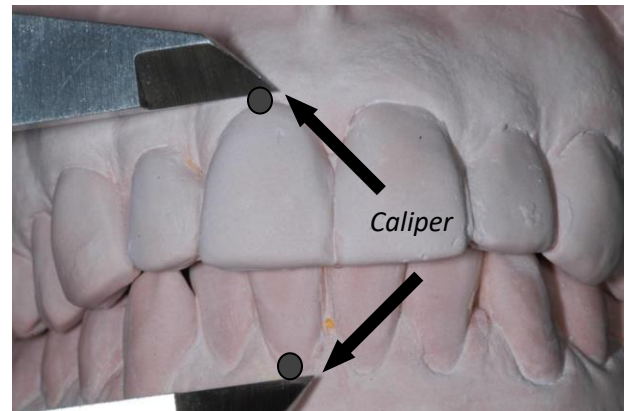
Hamular Notch





An Excellent Maxillary Cast is Essential

Please note accurate gingival margins on teeth 8, 9, 24 and 25. We need this degree of accuracy for correctly measuring the Shimbashi measurements.



Please note the notch areas are smooth and without distortions.

