

COURSE PREPARATION MATERIALS



**Sleep Disordered Breathing:
A Physiologic Dental Approach
Reston, VA**

LVI Global
9501 Hillwood Drive
Las Vegas, NV 89134
www.lviglobal.com
888.584.3237

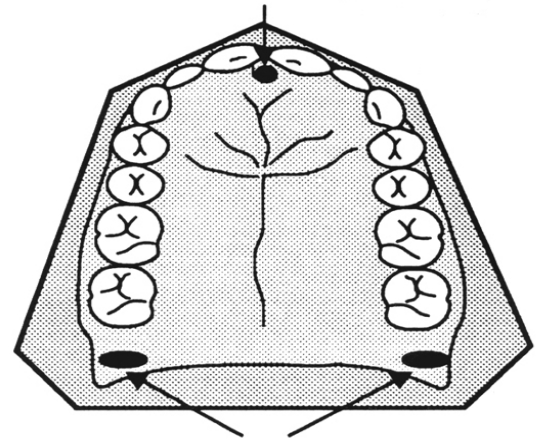
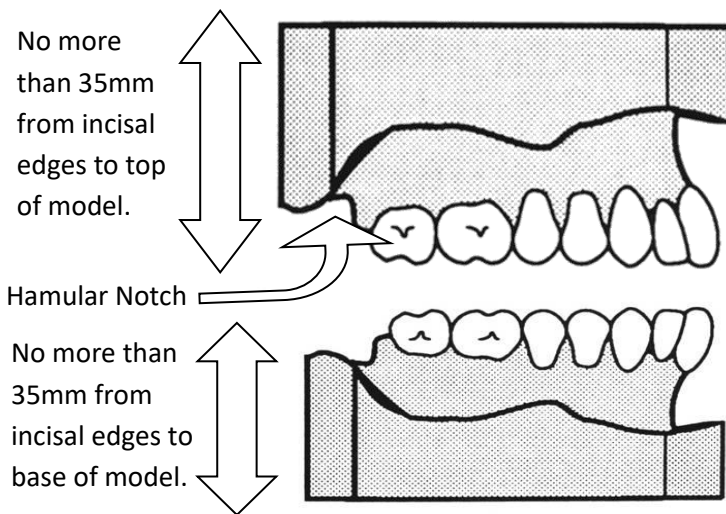


Course Preparation Materials

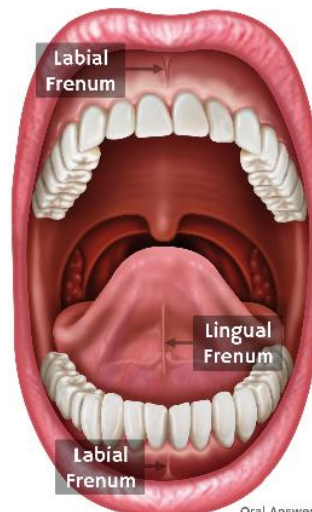
****ALL ATTENDEES FOR THE RESTON VA COURSE WILL RECEIVE A PRINTED MANUAL. YOU WILL ALSO BE SENT THE MANUAL IN A DIGITAL FORMAT FROM DIGIFY THAT WILL BE AVAILABLE FOR UP TO 3 MONTHS****

Doctors (AUDTORS MUST BRING MODELS AS WELL) Please Have with you:

One set of models and PVS impressions of your own mouth. If you do not bring your models with you there will be a \$100 charge to make them on campus. Upper models must include hamular notches and incisal papilla. Please do not trim them off. Models must be unmounted and must have HIP and Facial buccal frenums.



Hamular Notches



Pull lips out when taking the impression to highlight the frenums.

Oral Answers



Course Change and Cancellation Policy

Registration fees are non-refundable and must be exercised within two years. LVI Global, LLC ("LVI") reserves the right to cancel courses 30 days prior to the scheduled date of a course or activity. Should LVI cancel a course or activity, LVI will apply the full value of any deposits and fees related to said course or activity to future LVI course or activities. Should LVI cancel a course or activity, you may also have the option of having the deposits returned to you. Fees remain non-refundable but, may be reapplied to another course or activity. LVI will not be responsible for any other fees, costs or consequential damages associated with canceling this LVI course or activity. For courses requiring a live-patient, the treating Doctor must bring a patient of record. During courses conducted at LVI, I understand that photographs or video may be taken of me for educational and marketing purposes. I hold harmless LVI for any liability resulting from this production. I waive any right to inspect the finished production as well as advertising materials in conjunction with these photographs. I understand that I may receive marketing materials as a result of my attendance.

Change/Cancellation/Postponement Policy:

- A change, cancellation or postponement of course date is not complete without your required signature and date.

The following do not apply if moving from TBD status to date selection

- If change, cancellation, or postponement is received 60-90 days prior to registered course, 25% of the course fee will be forfeited.
- If change, cancellation, or postponement is received within 60 days, 50% of the course fee will be forfeited.
- If change, cancellation, or postponement is received less than 30 days prior to your registered class, 100% of the course fee will be forfeited.



CE Information

How many CE hours can I expect to receive from this course?

After completing this program, you will receive a CE form of the appropriate AGD approved continuing education credit hours. These credits represent the lecture and participation portion of the course.

When will I receive my CE credits?

Your CE form will be presented by the Instructor to you at the completion of the course. Please keep a copy of this form in your office records.

Does LVI submit my CE credits for me?

We will submit your CE credits to the AGD if you provide us with your AGD number. It is your responsibility to keep the CE form indicating your credits on file in your office and, if necessary submit your CE hours to the appropriate organization(s) (i.e.: your state/territory, etc.).

What happens if I lose my CE letter?

Once you receive your CE form, hold on to your originals and send copies when submitting your organizations. If your original letters are misplaced, LVI must charge a \$30.00, per course, processing fee for necessary research. Replacement CE letters can take up to 3 weeks to receive.

Educational Objectives:

The educational objectives for this course are for the participants to be able to:

- ▶ Practice Taking a Physiologic Sleep Bite
- ▶ Discuss sleep and breathing physiology; normal and pathologic.
- ▶ Discuss the anatomy and physiology of airway and its relationship to OSA and TMD
- ▶ Discuss CBCT analysis in screening and treating OSA/TMD
- ▶ Employ OSA signs and symptoms into routine dental diagnostics.
- ▶ Distinguish and differentiate OSA sufferers versus snorers with 99% accuracy.
- ▶ Discuss why The Physiologic Approach is important
- ▶ Practice OSA Consultation examination/palpation.
- ▶ Select what is needed in snoring and OSA appliances.
- ▶ Interpret sleep studies
- ▶ Discuss how myofunctional therapy can help the OSA patient
- ▶ Operate Portable Monitors/Home Sleep Equipment
- ▶ Employ Combination Therapy- Jointly treating both TMD and OSA at the same time

- ▶ Manage skills to make OSA more practical, efficient and profitable
- ▶ Relate case details effectively with sleep professionals
- ▶ and profitable