

COURSE PREPARATION MATERIALS



Core I

**Foundations in
Restoring Complex
Cases**

Chandler/Phoenix, AZ.

LVI Global
9501 Hillwood Drive
Las Vegas, NV 89134
www.lviglobal.com
888.584.3237



Checklist

Read Welcome Introduction letter.

Call your concierge and confirm team members who will attend.

Confirm travel arrangements.

Watch impression video <http://www.lviglobal.com/making-good-first-impression>

Doctors Prepare stone models **TO BRING WITH YOU.** (do not trim hamular notch)

Do not plan to leave until after the completion of the course.

Pack your open mind as that is essential!

You will receive a printed Core I manual for this course.



Welcome!

As you take your first step on what will be an incredible journey, we want to take a few moments to explain what we expect for you. Please take a moment to read this as it is a heartfelt welcome to the newest members of our LVI Family!

We would like to congratulate you and welcome you to a special group of professionals! You are taking the first steps on a journey that will raise your clinical skills beyond conception in so many ways, and empower you to literally take control of your practice and personal life in ways you likely have not imagined. What would it be like to truly love what you do? To truly love who you do it with? To truly love who you do it for? Imagine the impact that level of professional satisfaction will have on your career and family!

In this program you will discover a world of dentistry that is unavailable to most dentists. As you know, the typical dental practice is guided and governed by insurance restrictions and filled with patients and staff that don't really want to be there. The average dentist is overworked and perpetually on the verge of burnout. Many dentists don't enjoy what they are doing and want to quit, but are locked into their practice and can't afford to get out and do something they enjoy. We all were there! On the other hand, the world of dentistry you are about to experience will consist of patients thanking you with hugs and tears. You will be able to help them resolve issues they had resigned themselves to living with forever! The power of the positive impact you will have includes helping them to grow out of the shell of seclusion, hiding behind an ugly smile and staying closed off from the world. You will enjoy ending life-long chronic and debilitating pain and literally saving and extending lives by improving airway and regaining optimal occlusion.

It may sound overdone or unlikely, but LVI alumni have had patients become missionaries for their practices, send gifts for years to come, write news stories about their dentist, and even write poems about the miraculous change their dentist was able to make for them. According to a survey, LVI trained dentists are markedly happier in their professions and lives – and this is why. They enjoy helping people and not fixing teeth. They have entered the world of mouth doctors and are no longer simply molar mechanics. The world of dentistry is at a breakthrough point and you are starting your journey into a practice that will reap so many rewards for you. Congratulations and welcome!

In this program we will discover the missing pieces of the puzzle of occlusion and how it creates pain. We will see how this pain develops and why the occlusion can create problems as far away as the fingers and lower back. We will explore practical and predictable methods to support optimal occlusion and learn how to end chronic and debilitating pain. We will work through which cases can be restored safely – and more importantly, which cases need to be avoided for fear of creating pain. We will study the science behind proper occlusion and illustrate the logic that supports decisions leading to restorative

success. This Core 1 program is the first of a series of Core courses that will allow you to learn to literally rebuild decimated dentition; and rebuild it in an efficient and practical way that compels success. This is not a program where you watch a master demonstrate their technique, but rather a journey with a Mentor who will help you to command the knowledge and techniques needed for creating optimal health in your patients and in your practice. The signs and symptoms of bite disease have been carefully ignored for the history of our profession and you are about to study the science that will allow you to understand and correct those issues in your patients.

Your journey at LVI will start with your Mentor. This knowledgeable and trusted advisor will be a resource for you as you progress through LVI. They are there to offer support and direction as you take this journey of discovery and have committed to be available to you if you happen to need their help. Along with the faculty of LVI, they are available for your success. You will find that the people you meet at LVI, the entire team at LVI and the doctors you share this journey with are all there to ensure your success. From the fellowship on the LVI Forum to the friendships forged in the programs, you are no longer practicing dentistry alone. You are part of a family of success and we are all here to help you achieve, to create and to attain your dream!

Again, we all welcome you to this exciting new phase of your career and life. Talk to your concierge about bringing your team along on this journey as we have seen that the most powerful changes have always come from the doctors who take this journey with their teams. The teams are the ones who make the fastest and most enjoyable and most productive progress through the LVI journey. We look forward to seeing you again here at LVI and as always, if there is anything that we can do to help, let us know.

Welcome to LVI!

In Success,

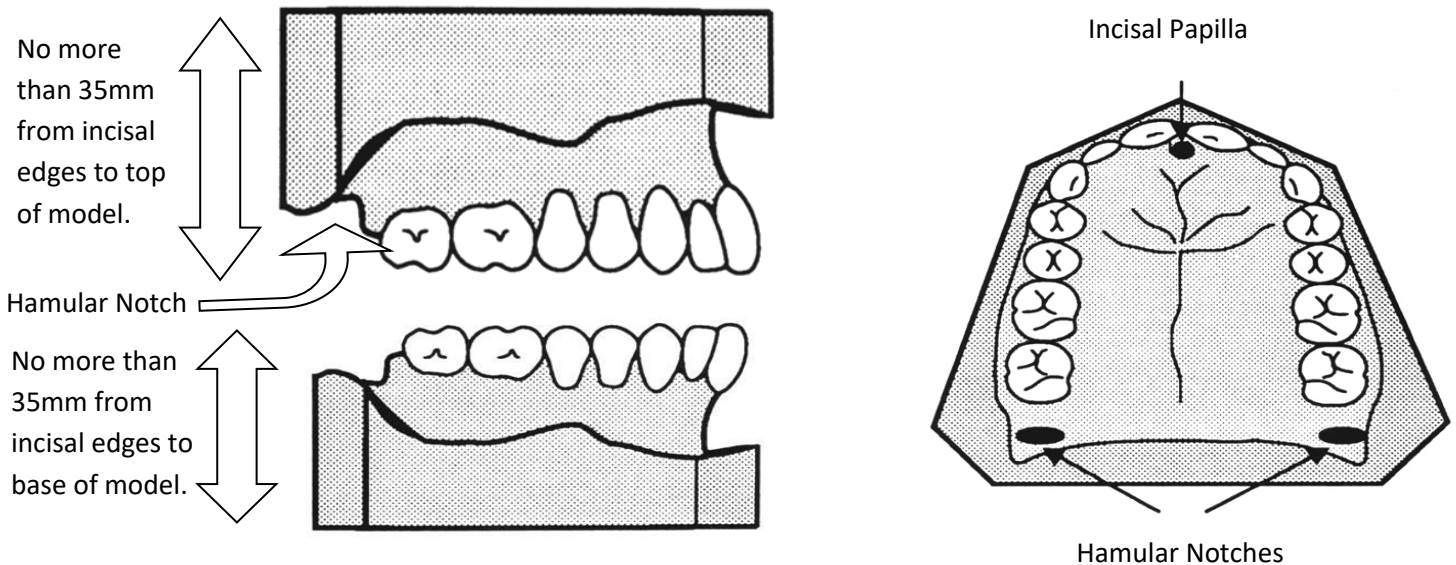
A handwritten signature in blue ink that reads "Bill".A handwritten signature in blue ink that reads "Neider".



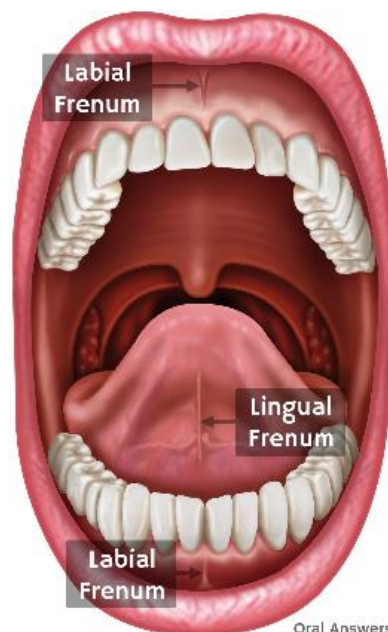
Course Preparation Materials

Doctors Please **BRING** with you:

One set of models and PVS impressions of your own mouth. You will not be able to take impressions and have them made here. Upper models must include hamular notches and incisal papilla. Please do not trim them off. Models must be unmounted and must have HIP and Facial buccal frenums.



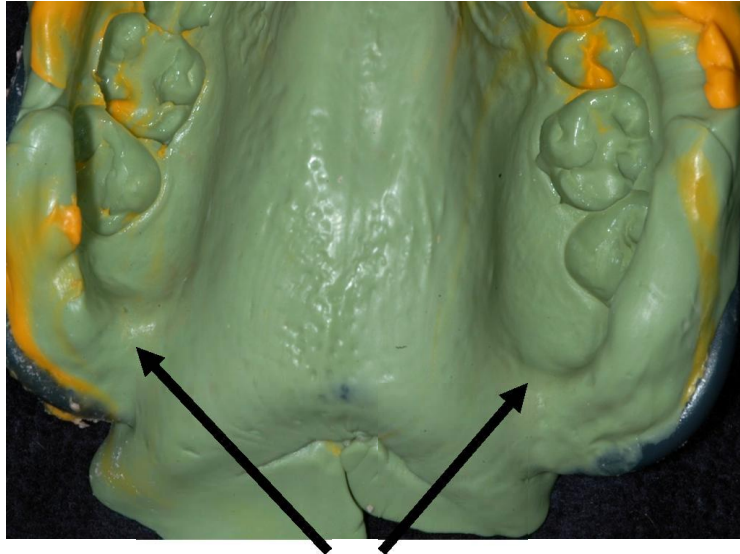
Pull lips out when taking the impression to highlight the frenums.



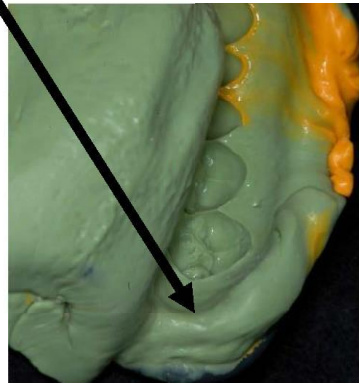
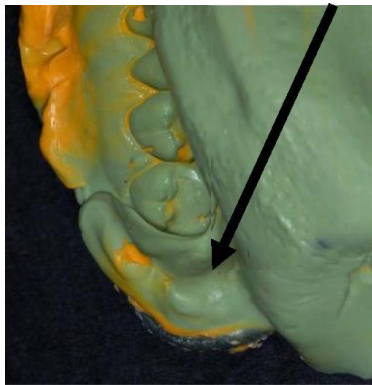
Oral Answers



Contact Borderlock Impressions



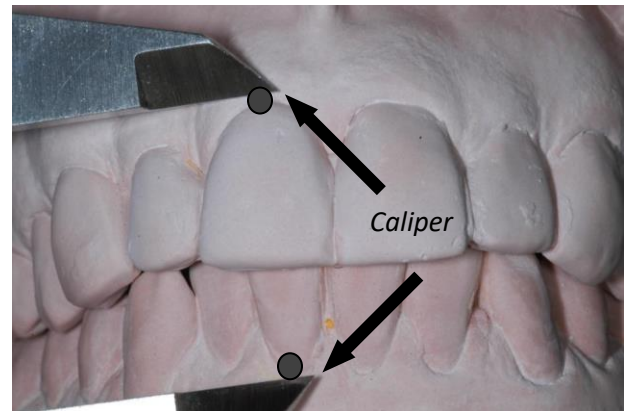
Hamular Notch



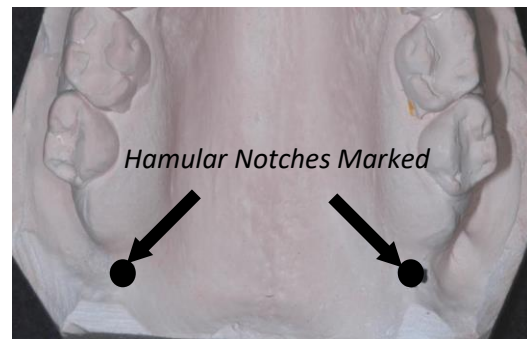
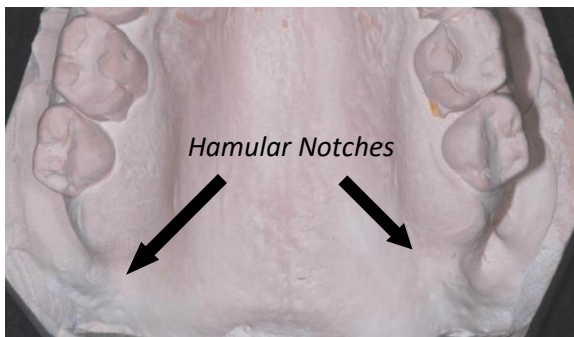


An Excellent Maxillary Cast is Essential

Please note accurate gingival margins on teeth 8, 9, 24 and 25. We need this degree of accuracy for correctly measuring the Shimbashi measurements.



Please note the notch areas are smooth and without distortions.





Course Change and Cancellation Policy

Registration fees are non-refundable and must be exercised within two years. LVI Global, LLC ("LVI") reserves the right to cancel courses 30 days prior to the scheduled date of a course or activity. Should LVI cancel a course or activity, LVI will apply the full value of any deposits and fees related to said course or activity to future LVI course or activities. Should LVI cancel a course or activity, you may also have the option of having the deposits returned to you. Fees remain non-refundable but, may be reapplied to another course or activity. LVI will not be responsible for any other fees, costs or consequential damages associated with canceling this LVI course or activity. For courses requiring a live-patient, the treating Doctor must bring a patient of record. During courses conducted at LVI, I understand that photographs or video may be taken of me for educational and marketing purposes. I hold harmless LVI for any liability resulting from this production. I waive any right to inspect the finished production as well as advertising materials in conjunction with these photographs. I understand that I may receive marketing materials as a result of my attendance.

Change/Cancellation/Postponement Policy:

- A change, cancellation or postponement of course date is not complete without your required signature and date.

The following do not apply if moving from TBD status to date selection

- If change, cancellation, or postponement is received 60-90 days prior to registered course, 25% of the course fee will be forfeited.
- If change, cancellation, or postponement is received within 60 days, 50% of the course fee will be forfeited.
- If change, cancellation, or postponement is received less than 30 days prior to your registered class, 100% of the course fee will be forfeited.



Travel Information

The Core I course in Chandler/Phoenix, AZ will be taking place at the Hilton/Phoenix/Chandler Hotel located at the address below.

Hilton Phoenix/Chandler

2929 W Frye Road
Chandler, AZ. 85224
480-899-7400

The Hilton Phoenix/Chandler Hotel is approximately 16 miles from the Phoenix-Mesa Gateway Airport and 18 miles from Phoenix Sky Harbor Airport



Frequently Asked Questions

What is the weather like in Phoenix/Chandler AZ

July Weather in Phoenix/Chandler Arizona, United States
Daily high temperatures are 106° degrees F, with Daily low temperatures 82 °F

What should I wear when I come to the Hilton Phoenix/Chandler Hotel?

We suggest coming dressed Business casual for the courses. The meeting room in the hotel will probably be cold so you might want to bring a light sweater or jacket

What should I wear if I am treating a patient in the clinic?

Just as you would in your office, appropriate Clinical Attire is expected. Attire should conform to OSHA/CDC guidelines and regulations, and should include protection like closed toed shoes for all of the team in the clinical setting.

Is food served at the Hilton Phoenix/Chandler Hotel?

A continental breakfast is served at 7:00 each morning and lunch is provided each afternoon.

How far is the Hotel from both Phoenix Airports?

The Hilton Phoenix/Chandler Hotel is approximately 16 miles from the Phoenix-Mesa Gateway Airport and 18 miles from Phoenix Sky Harbor Airport

Is transportation to the Hilton Hotel?

The Hilton Phoenix/Chandler Hotel does not provide transportation to and from the airports. Uber, Lyft or rental car is the mode of transportation we recommend using.

Where do I check-in when I first arrive at the Hilton Phoenix/Chandler Hotel?

For every course you attend at LVI, you must check in on the first day at the LVI Table which will be set in front of the Hopi meeting room the course will take place in. There will be signs welcoming and directing attendees as well.



CE Information

How many CE hours can I expect to receive from this course?

After completing this program, you will receive a CE form of the appropriate AGD approved continuing education credit hours. These credits represent the lecture and participation portion of the course.

When will I receive my CE credits?

Your CE form will be presented along with your attendance certificate at the conclusion of the course. Please keep a copy of this form in your office records.

Does LVI submit my CE credits for me?

We will submit your CE credits to the AGD if you provide us with your AGD number. It is your responsibility to keep the CE form indicating your credits on file in your office and, if necessary submit your CE hours to the appropriate organization(s) (i.e.: your state/territory, etc.).

What happens if I lose my CE letter?

Once you receive your CE form, hold on to your originals and send copies when submitting your organizations. If your original letters are misplaced, LVI must charge a \$30.00, per course, processing fee for necessary research. Replacement CE letters can take up to 3 weeks to receive.

Educational Objectives:

The educational objectives for this course are for the participants to be able to:

- Recognize musculoskeletal signs & symptoms of TMD
- Discuss why & how to take a physiologic bite & its relationship to the rest of the body
- Create the ideal Physiologic Orthotic
- Eliminate Bruxism/Grinding in almost every case!
- Develop skills to eliminate chronic pain no other health provider can
- Discuss the bite positions related to headache, neck pain and back pain
- Identify the underlying cause of malocclusion and its importance
- Identify why Class 2 & Class 3 malocclusions develop
- Discuss which cosmetic cases may require additional multidisciplinary treatment to ensure success
- Discuss the relationship of airway & TMD



PARTICIPANT INFORMED CONSENT

As a participant in **Core I**, I understand that I will be participating in hands-on training in the use of certain diagnostic techniques and procedures used in neuromuscular dentistry.

During class demonstrations the following will occur on every participant: bite registration with tens and without tensing.

If you have any of the following conditions you are advised **not** to TENS:

- Pregnant
- Pacemaker
- Temporal Arteritis
- Active cancer

If you have any other medical conditions please consult with the Director prior to participating.

By signing below you understand the contraindications and have no medical restrictions. Participation is optional at all times.

Date of course: _____

Printed Name

Signature

Doctors Name (if team)

Date Signed